

NEWPORT CORP
Form 10-Q
November 08, 2012
[Table of Contents](#)

--	--	--

UNITED STATES
SECURITIES AND EXCHANGE COMMISSION
Washington, DC 20549

FORM 10-Q

(Mark One)

QUARTERLY REPORT PURSUANT TO SECTION 13 OR 15(d) OF THE SECURITIES EXCHANGE ACT OF 1934

For the quarterly period ended September 29, 2012

OR

TRANSITION REPORT PURSUANT TO SECTION 13 OR 15(d) OF THE SECURITIES EXCHANGE ACT OF 1934

For the transition period from _____ to _____

Commission File Number: 000-01649

NEWPORT CORPORATION

Edgar Filing: NEWPORT CORP - Form 10-Q

(Exact name of registrant as specified in its charter)

Nevada

(State or other jurisdiction of incorporation or organization)

94-0849175

(IRS Employer Identification No.)

1791 Deere Avenue, Irvine, California 92606

(Address of principal executive offices) (Zip Code)

(949) 863-3144

(Registrant's telephone number, including area code)

Not Applicable

(Former name, former address and former fiscal year, if changed since last report)

Indicate by check mark whether the registrant (1) has filed all reports required to be filed by Section 13 or 15(d) of the Securities Exchange Act of 1934 during the preceding 12 months (or for such shorter period that the registrant was required to file such reports), and (2) has been subject to such filing requirements for the past 90 days.

Yes No

Indicate by check mark whether the registrant has submitted electronically and posted on its corporate Web site, if any, every Interactive Data File required to be submitted and posted pursuant to Rule 405 of Regulation S-T (§232.405 of this chapter) during the preceding 12 months (or for such shorter period that the registrant was required to submit and post such files).

Yes No

Indicate by check mark whether the registrant is a large accelerated filer, an accelerated filer, a non-accelerated filer, or a smaller reporting company. See definitions of "large accelerated filer", "accelerated filer" and "smaller reporting company" in Rule 12b-2 of the Exchange Act.

Large accelerated filer
Non-accelerated filer

Accelerated filer
(Do not check if a smaller reporting company) Smaller reporting company

Edgar Filing: NEWPORT CORP - Form 10-Q

Indicate by check mark whether the registrant is a shell company (as defined in Rule 12b-2 of the Exchange Act).

Yes No

As of October 26, 2012, 38,306,903 shares of the registrant's sole class of common stock were outstanding.

--	--	--

Table of Contents

NEWPORT CORPORATION

FORM 10-Q

INDEX

	Page Number
<u>PART I.</u>	
	<u>FINANCIAL INFORMATION</u>
<u>Item 1.</u>	<u>Financial Statements (unaudited):</u>
	<u>Consolidated Statements of Income and Comprehensive Income for the Three and Nine Months Ended September 29, 2012 and October 1, 2011</u> 3
	<u>Consolidated Balance Sheets as of September 29, 2012 and December 31, 2011</u> 4
	<u>Consolidated Statements of Cash Flows for the Nine Months Ended September 29, 2012 and October 1, 2011</u> 5
	<u>Notes to Consolidated Financial Statements</u> 6
<u>Item 2.</u>	<u>Management's Discussion and Analysis of Financial Condition and Results of Operations</u> 19
<u>Item 3.</u>	<u>Quantitative and Qualitative Disclosures About Market Risk</u> 28
<u>Item 4.</u>	<u>Controls and Procedures</u> 30
<u>PART II. OTHER INFORMATION</u>	
<u>Item 1.</u>	<u>Legal Proceedings</u> 31
<u>Item 1A.</u>	<u>Risk Factors</u> 31
<u>Item 6.</u>	<u>Exhibits</u> 33
<u>SIGNATURES</u>	34

Table of Contents

PART I FINANCIAL INFORMATION

ITEM 1. FINANCIAL STATEMENTS


NEWPORT CORPORATION

Consolidated Statements of Income and Comprehensive Income

(In thousands, except per share data)

(Unaudited)

Three Months Ended		Nine Months Ended	
September 29,	October 1,	September 29,	October 1,
2012	2011	2012	2011





See accompanying notes.

Table of Contents

NEWPORT CORPORATION


Consolidated Balance Sheets

(In thousands, except share and per share data)

(Unaudited)

**September 29,
2012**

**December 31,
2011**



See accompanying notes.

Table of Contents


NEWPORT CORPORATION

Consolidated Statements of Cash Flows

(In thousands)

(Unaudited)

Nine Months Ended	
September 29,	October 1,
2012	2011





See accompanying notes.

Table of Contents

NEWPORT CORPORATION

Notes to Consolidated Financial Statements

September 29, 2012

NOTE 1 BASIS OF PRESENTATION

The accompanying unaudited consolidated financial statements include the accounts of Newport Corporation and its wholly owned subsidiaries (collectively referred to as the Company) and have been prepared in accordance with accounting principles generally accepted in the United States of America for interim financial information and with the instructions of Form 10-Q and Rule 10-01 of Regulation S-X. In the opinion of management, all adjustments (consisting of normal and recurring accruals) considered necessary for a fair presentation have been included. All intercompany transactions and balances have been eliminated in consolidation.

The accompanying unaudited consolidated financial statements do not include certain footnotes and financial presentations normally required under generally accepted accounting principles (GAAP) and, therefore, should be read in conjunction with the consolidated financial statements and related notes contained in the Company's Annual Report on Form 10-K/A for the year ended December 31, 2011. The results for the interim periods are not necessarily indicative of the results the Company will have for the full year ending December 29, 2012. The December 31, 2011 balances reported herein are derived from the audited consolidated financial statements included in the Company's Annual Report on Form 10-K/A for the year ended December 31, 2011.

NOTE 2 RECENT ACCOUNTING PRONOUNCEMENTS

In July 2012, the Financial Accounting Standards Board issued Accounting Standards Update (ASU) No. 2012-02, *Testing Indefinite-Lived Intangible Assets for Impairment*, which amends the guidance in Accounting Standards Codification (ASC) 350, *Intangibles - Goodwill and Other*. ASU No. 2012-02 allows, but does not require, companies to first assess qualitative factors to determine whether it is more likely than not that an indefinite-lived intangible asset is impaired, and then use such assessment as a basis for determining whether it is necessary to perform the quantitative impairment test. ASU No. 2012-02 will be effective for fiscal years beginning after September 15, 2012, and early adoption is permitted but has not been elected by the Company. The adoption of ASU No. 2012-02 will not have a material impact on the Company's financial position or results of operations.

NOTE 3 MARKETABLE SECURITIES

All marketable securities of the Company were classified as available for sale and were recorded at market value using the specific identification method, and unrealized gains and losses are reflected in *accumulated other comprehensive loss* in the accompanying consolidated balance sheets. The aggregate fair value of available for sale securities and aggregate amount of unrealized gains and losses for available for sale securities at September 29, 2012 were as follows:

(In thousands)	Aggregate Fair Value	Aggregate Amount of Unrealized		
		Gains		Losses
Equity securities	\$ 1,830	\$ 91	\$	-
Certificates of deposit	4,328	-		-
	\$ 6,158	\$ 91	\$	-

The aggregate fair value of available for sale securities and aggregate amount of unrealized gains and losses for available for sale securities at December 31, 2011 were as follows:

(In thousands)	Aggregate Fair Value	Aggregate Amount of Unrealized		
		Gains		Losses
Equity securities	\$ 542	\$ 93	\$	-
Certificates of deposit	4,245	-		-
	\$ 4,787	\$ 93	\$	-

Table of Contents

NEWPORT CORPORATION

Notes to Consolidated Financial Statements

September 29, 2012

The contractual maturities of certificates of deposit were as follows:

(In thousands)	September 29, 2012
[REDACTED]	

The gross realized gains and losses on sales of available for sale securities were as follows:

(In thousands)	Three Months Ended		Nine Months Ended	
	September 29, 2012	October 1, 2011	September 29, 2012	October 1, 2011
[REDACTED]				

NOTE 4 FAIR VALUE MEASUREMENTS

ASC 820-10, *Fair Value Measurements and Disclosures*, requires that for any assets and liabilities stated at fair value on a recurring basis in the Company's financial statements, the fair value of such assets and liabilities be measured based on the price that would be received from selling an asset or paid to transfer a liability in an orderly transaction between market participants at the measurement date. Level 1 asset and liability values are derived from quoted prices in active markets for identical assets and liabilities and Level 2 asset and liability values are derived from quoted prices in inactive markets or based on other observable inputs.

Table of Contents

NEWPORT CORPORATION

Notes to Consolidated Financial Statements

September 29, 2012

The Company's assets and liabilities measured at fair value on a recurring basis are categorized in the table below based upon their level within the fair value hierarchy as of September 29, 2012.

(In thousands)

Description	September 29, 2012	Fair Value Measurements at Reporting Date Using		
		Quoted Prices in Active Markets for Identical Assets (Level 1)	Significant Other Observable Inputs (Level 2)	Significant Unobservable Inputs (Level 3)
[Redacted Table Content]				

The Company's assets and liabilities measured at fair value on a recurring basis are categorized in the table below based upon their level within the fair value hierarchy as of December 31, 2011.

(In thousands)

Description	December 31, 2011	Fair Value Measurements at Reporting Date Using		
		Quoted Prices in Active Markets for Identical Assets (Level 1)	Significant Other Observable Inputs (Level 2)	Significant Unobservable Inputs (Level 3)
[Redacted Table Content]				



Table of Contents

NEWPORT CORPORATION

Notes to Consolidated Financial Statements

September 29, 2012

The Company's other financial instruments include short-term borrowings and long-term debt. The fair value of these financial instruments was estimated based on current rates for similar issues or on the current rates offered to the Company for debt of similar remaining maturities. The estimated fair values of these financial instruments were as follows:


(In thousands)	September 29, 2012		December 31, 2011	
	Carrying Amount	Fair Value	Carrying Amount	Fair Value
Short-term borrowings	\$ 34,421	\$ 34,886	\$ 45,149	\$ 44,063
Long-term debt	\$ 151,542	\$ 154,589	\$ 178,043	\$ 166,600

NOTE 5 ACQUISITION

On January 13, 2012, the Company acquired all of the outstanding capital stock of ILX Lightwave Corporation (ILX) by means of a merger of a wholly owned subsidiary of the Company with and into ILX. The total purchase price for the acquisition was \$9.0 million. An initial purchase price of \$9.3 million was paid in cash at closing, of which \$1.2 million was deposited at closing into escrow until July 12, 2013, to secure certain indemnification and other obligations of the ILX securityholders. The purchase price was subsequently reduced by \$0.3 million, based on a calculation of ILX's net assets at closing. The Company incurred \$0.1 million in transaction costs, which have been expensed as incurred and are included in *selling, general and administrative expenses* in the accompanying consolidated statements of income and comprehensive income. This acquisition expanded the Company's optical power meter and fiber optic source product offerings, and added laser diode instrumentation and laser diode and light emitting diode (LED) burn-in, test and characterization systems to its product portfolio. ILX is now a part of the Company's Photonics and Precision Technologies (PPT) Division.

The consideration paid by the Company for the acquisition of ILX is allocated to the assets acquired, net of the liabilities assumed, based upon their estimated fair values as of the date of the acquisition. The excess of the purchase price over the estimated fair value of the assets acquired, net of the estimated fair value of the liabilities assumed, is recorded as goodwill. Below is a summary of the purchase price, assets acquired and liabilities assumed:

(In thousands)





The goodwill related to this acquisition has been allocated to the Company PPT Division and will not be deductible for tax purposes, as this was a merger.

Table of Contents

NEWPORT CORPORATION

Notes to Consolidated Financial Statements

September 29, 2012

The actual net sales and net income of ILX from January 13, 2012, the closing date of the acquisition, that were included in the Company's consolidated statements of income and comprehensive income for the three and nine months ended September 29, 2012 and October 1, 2011 are set forth in the table below. Also set forth in the table below are the pro forma net sales and net income of the Company during such periods, including the results of ILX as though the acquisition had occurred at the beginning of 2011. This supplemental pro forma financial information is presented for information purposes only and is not necessarily indicative of the results of operations that would have been achieved if the acquisition had occurred as of the beginning of each reporting period.

(In thousands)	Three Months Ended		Nine Months Ended	
	September 29, 2012	October 1, 2011	September 29, 2012	October 1, 2011

For the purposes of determining pro forma net income, adjustments were made to actual net income of the Company for all periods presented in the table above. The pro forma net income assumes amortization of acquired intangible assets began at the beginning of 2011 rather than on January 13, 2012. The result is a net decrease in amortization expense of \$6 thousand and \$0.2 million for the three and nine months ended September 29, 2012, respectively, and an increase in amortization expense of \$0.1 million and \$0.7 million for the three and nine months ended October 1, 2011, respectively. In addition, \$0.1 million in charges to cost of sales related to inventory that was marked up to fair value for purchase accounting was added back to pro forma net income for the nine months ended September 29, 2012 and subtracted from pro forma net income for the nine months ended October 1, 2011. Transaction costs totaling \$0.4 million, which were incurred prior to the closing of the acquisition, are also excluded from pro forma net income.

NOTE 6 SUPPLEMENTAL BALANCE SHEET INFORMATION

Inventories

Inventories that are expected to be sold within one year are classified as current inventories and are included in *inventories* in the accompanying consolidated balance sheets. Such inventories were as follows:

Edgar Filing: NEWPORT CORP - Form 10-Q

(In thousands)

September 29,
2012

December 31,
2011

A large black rectangular redaction box covering the table content.

Inventories that are not expected to be sold within one year are classified as long-term inventories and are included in *other assets* in the accompanying consolidated balance sheets. Such inventories were as follows:

(In thousands)

September 29,
2012

December 31,
2011

A large black rectangular redaction box covering the table content.

Table of Contents

NEWPORT CORPORATION

Notes to Consolidated Financial Statements

September 29, 2012

Accrued Warranty Obligations

Unless otherwise stated in the Company's product literature or in its agreements with customers, products sold by the Company's PPT Division generally carry a one-year warranty from the original invoice date on all product materials and workmanship, other than filters and gratings products, which generally carry a 90-day warranty. Products of this division sold to original equipment manufacturer (OEM) customers generally carry longer warranties, typically 15 to 19 months. Products sold by the Company's Lasers Division carry warranties that vary by product and product component, but that generally range from 90 days to two years. In certain cases, such warranties for Lasers Division products are limited by either a set time period or a maximum amount of usage of the product, whichever occurs first. Products sold by the Company's Ophir Division generally carry a one-year warranty, except for laser beam profilers and dental CAD/CAM scanners, which generally carry a two-year warranty. Defective products will be either repaired or replaced, generally at the Company's option, upon meeting certain criteria. The Company accrues a provision for the estimated costs that may be incurred for warranties relating to a product (based on historical experience) as a component of cost of sales. Short-term accrued warranty obligations, which expire within one year, are included in *accrued expenses and other current liabilities* and long-term warranty obligations are included in *deferred income taxes and other liabilities* in the accompanying consolidated balance sheets. Short-term warranty obligations were \$3.5 million and \$4.3 million as of September 29, 2012 and December 31, 2011, respectively. As of September 29, 2012 and December 31, 2011, the amounts accrued for long-term warranty obligations were not material.

The activity in accrued warranty obligations was as follows:

(In thousands)	Nine Months Ended	
	September 29, 2012	October 1, 2011

--	--	--

Accrued Expenses and Other Current Liabilities

Accrued expenses and other current liabilities were as follows:

(In thousands)	September 29, 2012	December 31, 2011
-----------------------	-------------------------------	------------------------------



Table of Contents

NEWPORT CORPORATION


Notes to Consolidated Financial Statements

September 29, 2012

Accumulated Other Comprehensive Loss

Accumulated other comprehensive loss consisted of the following:


(In thousands)	September 29, 2012	December 31, 2011
-----------------------	-------------------------------	------------------------------



NOTE 7 INTANGIBLE ASSETS

Intangible assets were as follows:

(In thousands)	September 29, 2012	December 31, 2011
-----------------------	-------------------------------	------------------------------



Developed technology is amortized on a straight line basis over 10 to 20 years, depending on the life of the product technology. Intangible assets related to customer relationships are primarily amortized over a period of up to 10 years on an accelerated basis. In-process research and development is amortized on a straight line basis over the product's estimated useful life upon completion of the technology. Other intangible assets include acquired backlog, product trademarks and trade names, non-competition agreements and defensible assets. With the exception of

Edgar Filing: NEWPORT CORP - Form 10-Q

product trademarks and trade names, such assets are amortized on a straight line basis over a period of three months to 10 years, depending on the asset. Trademarks and trade names associated with products are amortized on a straight line basis over the estimated remaining life of the product technology, which ranges from 10 to 20 years. Trademarks and trade names associated with a business have indefinite lives and are not amortized.

Amortization expense related to intangible assets totaled \$4.6 million and \$14.8 million for the three and nine months ended September 29, 2012, respectively, and \$1.3 million and \$2.8 million for the three and nine months ended October 1, 2011, respectively.

Table of Contents

NEWPORT CORPORATION
Notes to Consolidated Financial Statements
September 29, 2012

Estimated aggregate amortization expense for future fiscal years is as follows:

(In thousands)	Estimated Aggregate Amortization Expense
[REDACTED]	

The Company has excluded \$9.3 million of amortization expense related to certain in-process research and development projects from the table above, as it was uncertain as of September 29, 2012 when the technology will be completed and when the amortization will begin.

NOTE 8 INTEREST AND OTHER EXPENSE, NET

Interest and other expense, net, was as follows:


(In thousands)	Three Months Ended		Nine Months Ended	
	September 29, 2012	October 1, 2011	September 29, 2012	October 1, 2011
[REDACTED]				

NOTE 9 STOCK-BASED COMPENSATION

Edgar Filing: NEWPORT CORP - Form 10-Q

During the nine months ended September 29, 2012, the Company granted 0.5 million restricted stock units and 0.4 million stock-settled stock appreciation rights with weighted average grant date fair values of \$17.11 and \$7.92, respectively.

The total stock-based compensation expense included in the Company's consolidated statements of income and comprehensive income was as follows:

(In thousands)	Three Months Ended		Nine Months Ended	
	September 29, 2012	October 1, 2011	September 29, 2012	October 1, 2011
				

At September 29, 2012, the total compensation cost related to unvested stock-based awards granted to employees, officers and directors under the Company's stock-based benefit plans that had not yet been recognized was \$11.7

Table of Contents

NEWPORT CORPORATION

Notes to Consolidated Financial Statements

September 29, 2012

million (net of estimated forfeitures of \$2.3 million). This future compensation expense will be amortized over a weighted-average period of 1.5 years using the straight-line attribution method. The actual compensation expense that the Company will recognize in the future related to unvested stock-based awards outstanding at September 29, 2012 will be adjusted for actual forfeitures and will be adjusted based on the Company's determination as to the extent to which performance conditions applicable to any stock-based awards have been or will be achieved.

At September 29, 2012, 1.1 million stock options with a weighted-average exercise price of \$13.38 per share, intrinsic value of \$7 thousand and remaining contractual term of 1.4 years were outstanding and were exercisable. At September 29, 2012, 1.6 million stock-settled stock appreciation rights with a weighted-average base value of \$11.18 per share, intrinsic value of \$4.3 million and remaining contractual term of 4.8 years were outstanding, and 0.9 million stock-settled stock appreciation rights with a weighted-average base value of \$7.11 per share, intrinsic value of \$4.3 million and remaining contractual term of 3.9 years were exercisable.

NOTE 10 DEBT AND LINES OF CREDIT

Total short-term debt was as follows:

(In thousands)	September 29, 2012	December 31, 2011
-----------------------	-------------------------------	------------------------------

--	--	--

Total long-term debt was as follows:

(In thousands)	September 29, 2012	December 31, 2011
-----------------------	-------------------------------	------------------------------

--	--	--



Table of Contents

NEWPORT CORPORATION


Notes to Consolidated Financial Statements

September 29, 2012

NOTE 11 NET INCOME PER SHARE

The following table sets forth the computation of basic and diluted net income per share:

(In thousands, except per share data)	Three Months Ended		Nine Months Ended	
	September 29, 2012	October 1, 2011	September 29, 2012	October 1, 2011



For the three and nine months ended September 29, 2012, a total of 1.0 million stock options and stock-settled stock appreciation rights, and for the three and nine months ended October 1, 2011, a total of 0.7 million stock options and stock-settled stock appreciation rights and a total of 0.6 million stock options and stock-settled stock appreciation rights, respectively, were excluded from the computations of diluted net income per share, as their exercise prices (or base values) exceeded the average market price of the Company's common stock during such periods, and their inclusion would have been antidilutive. For the three and nine months ended September 29, 2012, 0.2 million restricted stock units and for the three and nine months ended October 1, 2011, 0.3 million restricted stock units were excluded from the computations of diluted net income per share, as the amount of unrecognized future compensation expense associated with these restricted stock units would have resulted in assumed proceeds in excess of the amount required to repurchase the underlying shares under the treasury stock method, and, therefore, their inclusion would have been antidilutive. For the three and nine months ended September 29, 2012, an additional 0.4 million performance-based restricted stock units were excluded from the computations of diluted net income per share, as the performance criteria for their vesting had not been met as of the end of such period.

NOTE 12 INCOME TAXES

Edgar Filing: NEWPORT CORP - Form 10-Q

Under ASC 740-270, *Income Taxes - Interim Reporting*, the Company is required to evaluate and make any necessary adjustments to its effective tax rate each quarter as new information is obtained that may affect the assumptions used to estimate its annual effective tax rate. The Company's assumptions relate to factors such as the projected level and mix of pre-tax earnings in the various tax jurisdictions in which it operates, valuation allowances against deferred tax assets, the recognition or derecognition of tax benefits related to uncertain tax positions, expected utilization of tax credits and changes in or the interpretation of tax laws in jurisdictions in which the Company conducts business. In addition, jurisdictions for which the Company has projected losses for the year, or a year-to-date loss, where no tax benefit can be recognized, are excluded from the calculation of the estimated annual effective tax rate. Changes in the assumptions and the inclusion or exclusion of certain jurisdictions could result in a higher or lower effective tax rate during a particular quarter.

Deferred income taxes are recognized for the future tax consequences of temporary differences using enacted statutory tax rates expected to apply to taxable income in the years in which those temporary differences are expected to be recovered or settled. Temporary differences include the difference between the financial statement carrying amounts and the tax bases of existing assets and liabilities and operating loss and tax credit carryforwards. The effect of a change in tax rates on deferred taxes is recognized in income in the period that includes the enactment date. In accordance with the provisions of ASC 740, a valuation allowance for deferred tax assets is recorded to the extent the Company cannot determine that the ultimate realization of the net deferred tax assets is

Table of Contents

NEWPORT CORPORATION

Notes to Consolidated Financial Statements

September 29, 2012

more likely than not. Realization of deferred tax assets is principally dependent upon the achievement of future taxable income, the estimation of which requires significant management judgment. During the first quarter of 2012, the Company released \$1.4 million of its valuation allowance related to certain deferred tax assets due to the expected recovery of certain investments and capital loss carryovers. During the third quarter of 2012, the Company released \$0.4 million of its valuation allowance related to certain deferred tax assets due to the recovery of certain other investments. As of September 29, 2012, the Company could not determine that it is more likely than not that deferred tax assets related to certain foreign net operating loss carryforwards and other miscellaneous domestic and foreign deferred tax assets would be realized. Therefore, the Company has maintained a valuation allowance of \$1.3 million against certain deferred tax assets.

The Company utilizes ASC 740-10-25, *Income Taxes - Recognition*, which requires income tax positions to meet a more-likely-than-not recognition threshold to be recognized in the financial statements. Under ASC 740-10-25, tax positions that previously failed to meet the more-likely-than-not threshold should be recognized in the first subsequent financial reporting period in which that threshold is met. Previously recognized tax positions that no longer meet the more-likely-than-not threshold should be derecognized in the first subsequent financial reporting period in which that threshold is no longer met. As a multi-national corporation, the Company is subject to taxation in many jurisdictions, and the calculation of its tax liabilities involves dealing with uncertainties in the application of complex tax laws and regulations in various taxing jurisdictions. If the Company ultimately determines that the payment of these liabilities will be unnecessary, it reverses the liability and recognizes a tax benefit during the period in which it determines the liability no longer applies. Conversely, the Company records additional tax charges in a period in which it determines that a recorded tax liability is less than it expects the ultimate assessment to be. As a result of these adjustments, the Company's effective tax rate in a given financial statement period could be materially affected. As of September 29, 2012, the Company had \$16.4 million of gross unrecognized tax benefits and a total of \$13.3 million of net unrecognized tax benefits, which, if recognized, would affect the effective tax rate. Interest and penalties related to unrecognized tax benefits were not significant for the three and nine months ended September 29, 2012.

NOTE 13 STOCKHOLDERS EQUITY TRANSACTIONS

In May 2008, the Board of Directors of the Company approved a share repurchase program, authorizing the purchase of up to 4.0 million shares of the Company's common stock. No purchases were made under this program during the nine months ended September 29, 2012. As of September 29, 2012, 3.9 million shares remained available for purchase under the program. However, the terms of the Company's senior secured credit facility entered into in October 2011 restrict the Company's ability to purchase additional shares under this program during the term of such facility.

In March 2012, the Company cancelled 0.2 million restricted stock units in payment by employees of taxes owed upon the vesting of restricted stock units issued to them under the Company's stock incentive plans. The value of these restricted stock units totaled \$3.1 million at the time they were cancelled.

NOTE 14 DEFINED BENEFIT PENSION PLANS

The Company has defined benefit pension plans covering substantially all full-time employees in France, Germany, Israel and Japan. In addition, the Company has certain pension liabilities relating to former employees of the Company in the United Kingdom. The German plan is unfunded, as permitted under the plan and applicable laws. For financial reporting purposes, the calculation of net periodic pension costs is based upon a number of actuarial assumptions, including a discount rate for plan obligations, an assumed rate of return on pension plan assets and an assumed rate of compensation increase for employees covered by the plan. All of these assumptions are based upon management's judgment, considering all known trends and uncertainties. Actual results that differ from these assumptions would impact future expense recognition and the cash funding requirements of the Company's pension plans.

Table of Contents

NEWPORT CORPORATION

Notes to Consolidated Financial Statements

September 29, 2012

Net periodic benefit costs for the plans in aggregate included the following components:

(In thousands)	Three Months Ended		Nine Months Ended	
	September 29, 2012	October 1, 2011	September 29, 2012	October 1, 2011
[REDACTED]				

NOTE 15 BUSINESS SEGMENT INFORMATION

The operating segments reported below are the segments of the Company for which separate financial information is available and for which operating results are evaluated regularly by the Chief Executive Officer, who is the chief operating decision maker, in deciding how to allocate resources and in assessing performance. The Company develops, manufactures and markets its products within three distinct business segments, its PPT Division, its Lasers Division and its Ophir Division.

The Company measured income reported for each business segment, which included only those costs that were directly attributable to the operations of that segment, and excluded certain unallocated operating expenses, such as corporate overhead and intangible asset amortization, unallocated gains, interest and other expense, net, and income taxes.

(In thousands)	Photonics and Precision Technologies	Lasers	Ophir	Total
	[REDACTED]			



Table of Contents

NEWPORT CORPORATION

Notes to Consolidated Financial Statements

September 29, 2012

The following table reconciles segment income to consolidated income before income taxes:

(In thousands)	Three Months Ended		Nine Months Ended	
	September 29, 2012	October 1, 2011	September 29, 2012	October 1, 2011

NOTE 16 GAIN ON SALE OF INVESTMENTS

The Company holds equity interests in privately-held corporations, which were accounted for using the cost method. During previous years, the Company had reduced the carrying value of these investments to zero due to the corporations' poor financial condition. In the second quarter of 2012, one of these corporations was acquired in a merger transaction, and the Company received \$5.3 million for its interest as a result of the acquisition. In the third quarter of 2012, another of these corporations redeemed its shares from the Company for \$1.0 million, which amount was received during the fourth quarter of 2012.

NOTE 17 LEGAL PROCEEDINGS

On January 21, 2011, two former employees of Spectra-Physics, together with two of their children, brought suit against Spectra-Physics and the Company in the Superior Court for Santa Clara County, California. In the action, the plaintiffs allege that between 1975 and 1985 they and their unborn children were exposed to toxic chemicals during their work at Spectra-Physics, and that Spectra-Physics failed to warn them about dangers associated with the chemicals and failed to implement adequate safeguards to protect them from the chemicals, resulting in injuries to them and their unborn children.

In May 2012, the plaintiffs filed their response to the Company's demand for a statement of damages, in which they indicated they are seeking an aggregate of \$25 million in general damages, \$6.5 million in special damages and exemplary and punitive damages to be established by the trier of fact. The Company disputes that the plaintiffs are entitled to any damages, and it continues to believe that the plaintiffs' claims are without merit and intends to vigorously defend its position. Discovery in this action is ongoing, and the Company has filed motions for summary judgment of certain of the plaintiff's claims based on the statute of limitations applicable to such claims, which motions are scheduled to be heard

Edgar Filing: NEWPORT CORP - Form 10-Q

in December 2012. Therefore, at this stage, the Company is unable to provide an estimate of the potential exposure or the likelihood of a favorable or unfavorable outcome in this action.

Table of Contents

ITEM 2. MANAGEMENT'S DISCUSSION AND ANALYSIS OF FINANCIAL CONDITION AND RESULTS OF OPERATIONS

This Management's Discussion and Analysis of Financial Condition and Results of Operations should be read in conjunction with our unaudited consolidated financial statements and related notes included elsewhere in this Quarterly Report on Form 10-Q and in conjunction with our Annual Report on Form 10-K/A for the year ended December 31, 2011 previously filed with the SEC. This discussion contains descriptions of our expectations regarding future trends affecting our business. Words such as anticipate, believe, can, continue, could, estimate, expect, intend, may, plan, potential, predict, should, the negative word, or other variations thereof or comparable terminology are intended to identify forward-looking statements. In addition, any statements that refer to projections of our future financial performance or condition, trends in our business, or other characterizations of future events or circumstances are forward-looking statements. These forward-looking statements and other forward-looking statements made elsewhere in this report are made in reliance upon safe harbor provisions in Section 27A of the Securities Act of 1933 and Section 21E of the Securities Exchange Act of 1934. Our actual results could differ materially from those anticipated in these forward-looking statements as a result of several factors, including, but not limited to those factors set forth and discussed elsewhere in this Quarterly Report on Form 10-Q and in Item 1 (Business) and Item 1A (Risk Factors) of Part I, and Item 7 (Management's Discussion and Analysis of Financial Condition and Results of Operations) of Part II, of our Annual Report on Form 10-K/A for the year ended December 31, 2011. In light of the significant uncertainties inherent in the forward-looking information included in this report, the inclusion of this information should not be regarded as a representation by us or any other person that our objectives or plans will be achieved and readers are cautioned not to place undue reliance on such forward-looking information. Except as required by law, we undertake no obligation to update or revise these forward-looking statements, whether as a result of new information, future events or otherwise.

Overview

We are a global supplier of advanced-technology products and systems, including lasers, photonics instrumentation, precision positioning and vibration isolation products and systems, optical components, subassemblies and subsystems, three-dimensional non-contact measurement equipment and advanced automated manufacturing systems. Our products are used worldwide in industries including scientific research, defense/security, microelectronics, life and health sciences and industrial markets. We operate within three distinct business segments, our Photonics and Precision Technologies (PPT) Division, our Lasers Division and our Ophir Division. All of our divisions offer a broad array of advanced technology products and services to original equipment manufacturer (OEM) and end-user customers across a wide range of applications in all of our targeted end markets.

The following is a discussion and analysis of certain factors that have affected our results of operations and financial condition during the periods included in the accompanying consolidated financial statements.

Critical Accounting Policies and Estimates

The preparation of our financial statements requires that we make estimates and assumptions that affect the reported amounts of assets and liabilities and related disclosure of contingent assets and liabilities at the date of the financial statements and the reported amounts of revenues and expenses during the reporting periods. We evaluate these estimates and assumptions on an ongoing basis. We base our estimates on our historical experience and on various other factors which we believe to be reasonable under the circumstances, the results of which form the basis for making judgments about the carrying values of assets and liabilities and the amounts of certain expenses that are not readily apparent from other sources. The accounting policies that involve the most significant judgments, assumptions and estimates used in the preparation of our financial statements are those related to revenue recognition, allowances for doubtful accounts, pension liabilities, inventory reserves, warranty

Edgar Filing: NEWPORT CORP - Form 10-Q

obligations, asset impairment, income taxes and stock-based compensation. The judgments, assumptions and estimates used in these areas by their nature involve risks and uncertainties, and in the event that any of them prove to be inaccurate in any material respect, it could have a material effect on our reported amounts of assets and liabilities at the date of the financial statements and the reported amounts of revenues and expenses during the reporting periods. A summary of these critical accounting policies is included in Item 7 (Management's Discussion and Analysis of Financial Condition and Results of Operations) of Part II, of our Annual Report on Form 10-K/A for the fiscal year ended

Table of Contents


December 31, 2011. There have been no material changes to the critical accounting policies disclosed in our Annual Report on Form 10-K/A.

Acquisition

On January 13, 2012, we acquired all of the outstanding capital stock of ILX Lightwave Corporation (ILX) by means of a merger of our wholly owned subsidiary with and into ILX. The total purchase price for the acquisition was \$9.0 million. An initial purchase price of \$9.3 million was paid in cash at closing, of which \$1.2 million was deposited at closing into escrow until July 12, 2013, to secure certain indemnification and other obligations of the ILX securityholders. The purchase price was subsequently reduced by \$0.3 million, based on a calculation of ILX's net assets at closing. We incurred \$0.1 million in transaction costs, which have been expensed as incurred and are included in *selling, general and administrative expenses* in the accompanying consolidated statements of income and comprehensive income. This acquisition expanded our optical power meter and fiber optic source product offerings, and added laser diode instrumentation and laser diode and light emitting diode (LED) burn-in, test and characterization systems to our product portfolio. ILX is now a part of our PPT Division.

The consideration paid for the acquisition of ILX is allocated to the assets acquired, net of the liabilities assumed, based upon their estimated fair values as of the date of the acquisition. The excess of the purchase price over the estimated fair value of the assets acquired, net of the estimated fair value of the liabilities assumed, is recorded as goodwill. Below is a summary of the purchase price, assets acquired and liabilities assumed:

(In thousands)



The goodwill related to this acquisition has been allocated to our PPT Division and will not be deductible for tax purposes, as this was a merger.

Goodwill

During 2011, we acquired multiple businesses, which resulted in us recording goodwill in our Lasers Division and Ophir Division of \$6.1 million and \$67.8 million, respectively. Political deadlock in Congress due to ideological differences and the current presidential election year in the U.S., as well as the prospect of automatic spending cuts scheduled to take effect in January 2013 absent Congressional action, have created enormous uncertainty in the levels of Federal spending on research and defense programs for 2013. As a result, many research customers have reduced their spending for any new research projects in 2012 that would extend into 2013 until they have better visibility as to their 2013

Edgar Filing: NEWPORT CORP - Form 10-Q

funding levels. Similarly, many U.S. defense contractors have reduced their spending levels in 2012 until they have better visibility as to defense procurement levels in 2013. Further, the uncertainty caused by the massive overhaul of the U.S. healthcare system under recent legislation, as well as the possibility for repeal of that legislation in the future, have caused many customers in the life and health sciences market to halt, delay or reduce their spending until they have better visibility as to the future regulatory environment. As a result, our actual 2012 sales, and in particular the sales of our Ophir Division, are below the levels that we had originally forecasted. These sales levels and other factors could negatively impact our evaluation of the goodwill associated with our business. We believe that the assumptions we use in evaluating the goodwill associated with our business

Table of Contents

are reasonable, however we may be required to recognize a goodwill impairment charge in the future as a result of subsequent changes to the factors underlying such assumptions.

Stock-Based Compensation

During the nine months ended September 29, 2012, we granted 0.5 million restricted stock units and 0.4 million stock-settled stock appreciation rights with weighted average grant date fair values of \$17.11 and \$7.92, respectively.


The total stock-based compensation expense included in our consolidated statements of income and comprehensive income was as follows:

(In thousands)	Three Months Ended		Nine Months Ended	
	September 29, 2012	October 1, 2011	September 29, 2012	October 1, 2011
[REDACTED]				

Results of Operations for the Three and Nine Months Ended September 29, 2012 and October 1, 2011

The following table presents our results of operations for the periods indicated as a percentage of net sales:

	Percentage of Net Sales			
	Three Months Ended		Nine Months Ended	
	September 29, 2012	October 1, 2011	September 29, 2012	October 1, 2011
[REDACTED]				



In the following discussion regarding our net sales, certain prior period amounts have been reclassified between end markets to conform to the current period presentation.

Net Sales

Net sales for the three months ended September 29, 2012 increased by \$17.3 million, or 13.8%, compared with the corresponding period in 2011. Net sales for the nine months ended September 29, 2012 increased by \$69.6 million, or 18.1%, compared with the corresponding period in 2011. For the three months ended September 29, 2012, net sales by our PPT Division decreased \$2.8 million, or 3.5%, compared with the corresponding prior year period, and net sales by our Lasers Division decreased \$4.1 million, or 8.8%, compared with the corresponding prior year period. For the nine months ended September 29, 2012, net sales by our PPT Division decreased \$8.4 million, or

Table of Contents

3.4%, and net sales by our Lasers Division decreased \$1.1 million, or 0.8%, compared with the corresponding prior year period. Our Ophir Division, which we established in connection with our acquisition of Ophir Optronics Ltd. (Ophir) in October 2011, contributed net sales of \$24.2 million and \$79.1 million for the three and nine months ended September 29, 2012, respectively. Our net sales for the three and nine months ended September 29, 2012 also included \$5.3 million and \$20.9 million, respectively, of net sales from High Q Laser GmbH (High Q), which we acquired in July 2011 and which is included in our Lasers Division, and \$1.9 million and \$5.5 million, respectively, of net sales from ILX, which we acquired in January 2012 and which is included in our PPT Division. Net sales from High Q for the three and nine months ended October 1, 2011 were \$4.9 million. We did not have any comparable sales for Ophir or ILX in the prior year periods.

For the three months ended September 29, 2012 compared with the corresponding period in 2011, we experienced increases in net sales to our industrial manufacturing and other end markets and to our scientific research and defense/security end markets, and decreases in sales to our life and health sciences and microelectronics end markets. For the nine months ended September 29, 2012 compared with the corresponding period in 2011, we experienced increases in net sales to all of our end markets, except for the microelectronics market. Sales by Ophir were primarily to customers in our scientific research and defense/security end markets and industrial manufacturing and other end markets, sales by High Q were primarily to customers in our life and health sciences end market, and sales by ILX were primarily to customers in our industrial and other end markets.

Net sales to the scientific research and defense/security markets for the three months ended September 29, 2012 increased \$8.0 million, or 19.1%, compared with the same period in 2011. Net sales to these markets for the nine months ended September 29, 2012 increased \$28.3 million, or 23.0%, compared with the same period in 2011. The increases in both periods were due to the addition of sales from our acquisition of Ophir, which contributed sales to these markets of \$11.6 million and \$38.6 million during the three and nine months ended September 29, 2012, respectively, offset in part by lower sales to these markets by our Lasers Division and PPT Division due to adverse macroeconomic conditions in these markets as a result of budget constraints and uncertainty in future global research and defense spending levels. Generally, our net sales to these markets by each of our divisions may fluctuate from period to period due to changes in overall research and defense spending levels and the timing of large sales relating to major research and aerospace/defense programs and, in some cases, these fluctuations may be offsetting between our divisions or between such periods.

Net sales to the microelectronics market for the three months ended September 29, 2012 decreased \$1.3 million, or 3.8%, compared with the same period in 2011. Net sales to this market for the nine months ended September 29, 2012 decreased \$11.8 million, or 9.7%, compared with the same period in 2011. The decreases in sales to this market in both periods were due primarily to cyclical downturns in the semiconductor equipment industry. Sales to the microelectronics market were not impacted significantly by any of our acquisitions.

Net sales to the life and health sciences market for the three months ended September 29, 2012 decreased \$1.5 million, or 5.0%, compared with the same period in 2011. Net sales to this market for the nine months ended September 29, 2012 increased \$17.7 million, or 21.7%, compared with the same period in 2011. The decrease in sales to this market for the three month period was due primarily to lower sales of products for bioinstrumentation applications, offset in part by the addition of \$1.8 million of sales from our acquisition of Ophir. The increase in sales to this market for the nine month period was due primarily to our acquisitions of High Q and Ophir, which contributed total sales of \$26.9 million to this market during this period, offset in part by decreased sales of products for bioinstrumentation applications. High Q contributed \$4.2 million of sales to this market in both prior year periods.

Net sales to our industrial manufacturing and other end markets for the three months ended September 29, 2012 increased \$12.1 million, or 64.4%, compared with the same period in 2011. Net sales to these markets for the nine months ended September 29, 2012 increased \$35.4 million, or 61.6%, compared with the same period in 2011. The increases in sales to these markets in both periods were due primarily to our acquisitions of Ophir and ILX, which contributed total sales to these markets of \$10.6 million and \$32.5 million during the three and nine months ended September 29, 2012, respectively.

Table of Contents

The table below reflects our net sales by geographic region. Sales are attributed to each location based on the customer address to which the product is shipped.

(In thousands)	Three Months Ended		Increase	Percentage Increase
	September 29, 2012	October 1, 2011		
[Redacted Data]				

(In thousands)	Nine Months Ended		Increase	Percentage Increase
	September 29, 2012	October 1, 2011		
[Redacted Data]				

The increases in sales to customers in the United States and Germany for the three months ended September 29, 2012 compared with the corresponding period in 2011 were attributable to higher sales to our industrial manufacturing and other end markets and our scientific research and defense/security end markets, offset in part by lower sales to our microelectronics and life and health sciences end markets. The increases in sales into these countries for the nine months ended September 29, 2012 compared with the corresponding period in 2011 were attributable to higher sales to all of our end markets other than the microelectronics market. In particular, in the United States, sales to our industrial manufacturing and other end markets, and our scientific research and defense/security end markets, were positively impacted by our acquisition of Ophir. In Germany, sales to our life and health sciences market were positively impacted by our acquisition of High Q.

The increases in sales to customers in other parts of Europe for the three and nine months ended September 29, 2012 compared with the corresponding prior year periods were attributable to higher sales to all of our end markets other than the microelectronics market.

The increases in sales to customers in Japan for the three and nine months ended September 29, 2012 compared with the corresponding prior year periods were due to higher sales to all of our end markets other than the life and health sciences market.

The increases in sales to customers in other parts of the Pacific Rim for the three and nine months ended September 29, 2012 compared with the corresponding prior year periods were due to higher sales to all of our end markets, with the exception of lower sales to our scientific research and defense/security markets for the three month period and lower sales to our life and health sciences market for the nine month period.

Edgar Filing: NEWPORT CORP - Form 10-Q

The increase in sales to customers in the rest of the world for the three and nine months ended September 29, 2012 compared with the corresponding prior year periods were due to higher sales to all of our end markets other than the microelectronics market.

Table of Contents

Gross Margin

Gross margin was 44.0% and 44.4% for the three months ended September 29, 2012 and October 1, 2011, respectively, and 43.6% and 45.1% for the nine months ended September 29, 2012 and October 1, 2011, respectively. The addition of Ophir in October 2011 has resulted in decreases in overall gross margins for the 2012 periods compared with the 2011 periods, as the gross margins of our Ophir Division are generally lower than our overall gross margins. In addition, gross margins of our PPT Division decreased in the current year periods compared with the prior year periods due to a higher proportion of sales of lower margin products. Gross margins of our Lasers Division increased during the three months ended September 29, 2012 compared with the corresponding prior year period, due to lower charges for excess and obsolete inventory and lower manufacturing costs related to certain products. Gross margins of our Lasers Division increased during the nine months ended September 29, 2012 due to lower charges for excess and obsolete inventory and warranty reserves, offset in part by higher manufacturing costs for certain products.

In general, we expect that our gross margin will vary in any given period depending upon factors such as our mix of sales, product pricing variations, manufacturing absorption levels, and changes in levels of inventory and warranty reserves.

Selling, General and Administrative (SG&A) Expenses

SG&A expenses totaled \$37.3 million, or 26.1% of net sales, and \$30.4 million, or 24.2% of net sales, for the three months ended September 29, 2012 and October 1, 2011, respectively. SG&A expenses totaled \$123.3 million, or 27.2% of net sales, and \$93.6 million, or 24.4% of net sales, for the nine months ended September 29, 2012 and October 1, 2011, respectively. The increases in SG&A expenses in the 2012 periods compared with the prior year periods were due to increased personnel costs and amortization expenses related to acquired intangible assets as a result of our acquisitions of Ophir, High Q and ILX. SG&A expenses related to Ophir, High Q and ILX totaled \$9.4 million and \$31.2 million for the three and nine months ended September 29, 2012, respectively. In the prior year periods, SG&A expenses related to High Q, which we acquired in July 2011, totaled \$0.8 million, and there were no comparable SG&A expenses for Ophir or ILX.

In general, we expect that SG&A expense will vary as a percentage of net sales in the future based on our sales level in any given period. Because the majority of our SG&A expense is fixed in the short term, changes in SG&A expense will likely not be in proportion to changes in net sales.

Research and Development (R&D) Expense

R&D expense totaled \$12.9 million, or 9.0% of net sales, and \$11.2 million, or 8.9% of net sales, for the three months ended September 29, 2012 and October 1, 2011, respectively. R&D expense totaled \$40.3 million, or 8.9% of net sales, and \$31.8 million, or 8.3% of net sales, for the nine months ended September 29, 2012 and October 1, 2011, respectively. The increases in R&D expense in the current year periods compared with the prior year periods were due to the addition of R&D expense of Ophir, High Q and ILX. R&D expense for Ophir, High Q and ILX totaled \$3.5 million and \$11.1 million for the three and nine months ended September 29, 2012, respectively. In the prior year periods, R&D expense related to High Q totaled \$0.5 million, and there was no comparable R&D expense for Ophir or ILX. The increases in R&D expense in the current year periods were offset in part by decreased spending in our PPT Division and in other parts of our Lasers Division due to reductions in headcount, suspension of work on certain projects and the completion of other projects.

We believe that the continued development and advancement of our products and technologies is critical to our success, and we intend to continue to invest in R&D initiatives, while working to ensure that our efforts are focused and the resources are deployed efficiently. In general, we expect that R&D expense as a percentage of net sales will vary in the future based on our sales level in any given period. Because of our commitment to continued product development, and because the majority of our R&D expense is fixed in the short term, changes in R&D expense will likely not be in proportion to changes in net sales.

Table of Contents

Gain on Sale of Investments

We hold equity interests in privately-held corporations, which were accounted for using the cost method. During previous years, we had reduced the carrying values of these interests to zero due to the corporations' poor financial condition at that time. In the second quarter of 2012, one of these corporations was acquired in a merger transaction, and we received \$5.3 million for our interest as a result of the acquisition. In the third quarter of 2012, another of these corporations redeemed its shares from us for \$1.0 million, which amount was received in the fourth quarter of 2012.

Interest and Other Expense, Net

Interest and other expense, net totaled \$2.1 million and \$2.3 million for the three months ended September 29, 2012 and October 1, 2011, respectively, and \$7.1 million and \$6.4 million for the nine months ended September 29, 2012 and October 1, 2011, respectively. The decrease in interest and other expense, net for the three months ended September 29, 2012 compared with the same period in 2011 was due primarily to lower interest expense as a result of the repayment of our convertible notes in February 2012 and to foreign currency transaction gains, offset in part by derivative instrument losses and by interest expense related to the term loan under our secured credit facility. The increase in interest and other expense, net for the nine months ended September 29, 2012 compared with the same period in 2011 was due primarily to a \$0.6 million gain that occurred in the second quarter of 2011 associated with the recovery of amounts relating to previously discontinued operations, which did not recur in the 2012 period, and derivative instrument losses that occurred in the 2012 period, offset in part by lower interest expense as a result of the repayment of our convertible notes.

Income Taxes

Our effective tax rate was 34.4% and 11.5% for the three months ended September 29, 2012 and October 1, 2011, respectively, and 30.4% and 7.3% for the nine months ended September 29, 2012 and October 1, 2011, respectively. We had previously established a valuation allowance against substantially all domestic and certain foreign deferred tax assets due to the uncertainty as to the timing and ultimate realization of those assets. During the fourth quarter of 2011, we achieved a cumulative three-year income position in the United States. Management considered this position along with other available evidence, both positive and negative, and determined, as of December 31, 2011, that it was more likely than not that the net deferred tax assets (exclusive of deferred tax liabilities related to indefinite-lived intangibles) would be realized, with the exception of domestic capital losses, domestic unrealized losses, certain foreign net operating loss carryforwards and other miscellaneous foreign deferred tax assets, and we therefore released substantially all of the valuation allowance against our U.S. deferred tax assets. During the first quarter of 2012, we released \$1.4 million of our remaining valuation allowance related to certain deferred tax assets due to the expected recovery of certain investments and capital loss carryovers. During the second quarter of 2012, we substantially completed a corporate reorganization related to the U.S. subsidiaries of Ophir, which necessitated updates to the estimated state tax rates used to value our domestic deferred tax assets and liabilities, and as a result, we recognized a \$1.0 million tax benefit. During the third quarter of 2012, we released \$0.4 million of our valuation allowance related to certain deferred tax assets due to the recovery of certain other investments. Our effective tax rates for the three and nine months ended September 29, 2012 reflected a return to statutory tax rates in the United States, offset in part by the items outlined above. Our effective tax rates for the three and nine months ended October 1, 2011 were favorably impacted by a greater percentage of our earnings being reported in the U.S., which was offset by a reduction in the valuation allowance maintained against our U.S. deferred tax assets at that time. In addition, in the first quarter of 2011, we recognized as a discrete item a non-taxable currency translation gain of \$7.2 million associated with the dissolution of our French financing subsidiary, which was a disregarded entity for U.S. tax purposes.

Edgar Filing: NEWPORT CORP - Form 10-Q

Under Accounting Standards Codification (ASC) 740-270, *Income Taxes - Interim Reporting*, we are required to evaluate and make any necessary adjustments to our effective tax rate each quarter as new information is obtained that may affect the assumptions used to estimate our annual effective tax rate. Our assumptions relate to factors such as the projected level and projected mix of pre-tax earnings in the various tax jurisdictions in which we operate, valuation allowances against deferred tax assets, the recognition or derecognition of tax benefits related to uncertain tax positions, expected utilization of tax credits and changes in or the interpretation of tax laws in jurisdictions in which we conduct business. In addition, jurisdictions for which we have projected losses for the year, or a year-to-

Table of Contents

date loss, where no tax benefit can be recognized, are excluded from the calculation of the estimated annual effective tax rate. Changes in our assumptions and the inclusion or exclusion of certain jurisdictions could result in a higher or lower effective tax rate during a particular quarter.

We utilize ASC 740-10-25, *Income Taxes - Recognition*, which requires income tax positions to meet a more-likely-than-not recognition threshold to be recognized in the financial statements. Under ASC 740-10-25, tax positions that previously failed to meet the more-likely-than-not threshold should be recognized in the first subsequent financial reporting period in which that threshold is met. Previously recognized tax positions that no longer meet the more-likely-than-not threshold should be derecognized in the first subsequent financial reporting period in which that threshold is no longer met. As a multi-national corporation, we are subject to taxation in many jurisdictions, and the calculation of our tax liabilities involves dealing with uncertainties in the application of complex tax laws and regulations in various taxing jurisdictions. If we ultimately determine that the payment of these liabilities will be unnecessary, we reverse the liability and recognize a tax benefit during the period in which we determine the liability no longer applies. Conversely, we record additional tax charges in a period in which we determine that a recorded tax liability is less than we expect the ultimate assessment to be. As a result of these adjustments, our effective tax rate in a given financial statement period could be materially affected.

The income tax returns of one of our wholly owned Japanese subsidiaries for the taxable years of 2009 through 2011 are currently under audit by the Japanese tax authorities. We do not expect the results of this examination to have a material effect on our financial condition or results of operations.

Liquidity and Capital Resources

Our cash and cash equivalents, restricted cash and marketable securities balances increased to a total of \$76.9 million as of September 29, 2012 from \$72.9 million as of December 31, 2011. This increase was attributable primarily to cash provided by operating activities, offset in part by cash used for net repayments of debt, payment of the purchase price for our acquisition of ILX, annual incentive compensation payouts and the purchases of property and equipment.

Net cash provided by our operating activities of \$54.3 million for the nine months ended September 29, 2012 was attributable primarily to cash provided by our results of operations, a decrease in accounts receivable of \$4.0 million due to the timing of collections and an increase in accrued expenses and other liabilities of \$2.7 million due to the timing of payments, offset in part by a decrease in accrued payroll and related expenses of \$9.4 million due primarily to annual incentive compensation payouts, an increase in gross inventory of \$3.8 million and a decrease in accounts payable of \$1.1 million due to timing of payments.

Net cash used in investing activities of \$3.9 million for the nine months ended September 29, 2012 was attributable to net cash paid for our acquisition of ILX of \$8.9 million, purchases of property and equipment of \$8.3 million and net purchases of marketable securities of \$1.4 million, offset in part by the net change in restricted cash of \$9.4 million, which was primarily a result of the lapse of restrictions on cash, which had been held, and was subsequently used, for repayment of our convertible notes, and \$5.4 million in cash received on the sale of assets.

Net cash used in financing activities of \$37.9 million for the nine months ended September 29, 2012 was attributable to net repayments of borrowings of \$37.3 million (which consisted primarily of principal payments on the term loan under our secured credit facility of \$13.9 million, the repayment of the remaining \$12.4 million of our convertible notes, the repayment of \$6.5 million of loans in Israel, and the repayment of all

Edgar Filing: NEWPORT CORP - Form 10-Q

of our loans and lines of credit in Austria totaling \$4.2 million) and payments of \$3.1 million in connection with the cancellation of restricted stock units for taxes owed by employees upon the vesting of restricted stock units issued under our stock incentive plans, offset in part by proceeds of \$2.4 million from the sale of stock under employee stock plans.

In October 2011, we entered into a credit agreement with certain lenders (Credit Agreement). The Credit Agreement and the related security agreement provide for a senior secured credit facility consisting of a \$185 million term loan and a \$65 million revolving line of credit, each with a term of five years, which is secured by substantially all of our domestic assets as well as a pledge of certain shares of our subsidiaries. The initial interest rates per annum applicable to amounts outstanding under the term loan and the revolving line of credit are, at our option, either (a) the base rate as defined in the Credit Agreement (Base Rate) plus 1.75%, or (b) the Eurodollar Rate

Table of Contents

as defined in the Credit Agreement (Eurodollar Rate) plus 2.75%. The margins over the Base Rate and Eurodollar Rate applicable to the term loan and loans outstanding under the revolving line of credit are subject to adjustment in future periods based on our consolidated leverage ratio, as defined in and calculated under the Credit Agreement, provided that the maximum applicable margins are 2.00% for Base Rate loans and 3.00% for Eurodollar Rate loans, and the minimum applicable margins are 1.25% for Base Rate loans and 2.25% for Eurodollar Rate loans. Principal amortization and interest payments on the term loan are due quarterly. At September 29, 2012, we had a remaining balance of \$171.1 million outstanding on the term loan with an effective interest rate of 2.97%. At September 29, 2012, there was no balance outstanding under the revolving line of credit, with \$63.6 million available after considering outstanding letters of credit totaling \$1.4 million. Our ability to borrow funds under the revolving line of credit is subject to certain conditions, including compliance with certain covenants and making certain representations and warranties.

During 2011, we issued 200 million yen (\$2.6 million at September 29, 2012) in private placement bonds through a Japanese bank. These bonds bear interest at a rate of 0.62% per year, payable in cash semiannually in arrears on June 30 and December 31 of each year, and mature on June 30, 2014. The bonds are included in *long-term debt* in the accompanying consolidated balance sheets as of September 29, 2012.

At September 29, 2012, we had (i) four revolving lines of credit with Japanese banks; (ii) two agreements with Japanese banks under which we sell trade notes receivable with recourse; (iii) seven loans with Japanese banks; and (iv) six loans with Israeli banks, as follows:

Description	Principal Amount Outstanding (in millions)	Amount Available for Borrowing (in millions)	Interest Rate(s)	Expiration Date(s)
[REDACTED]				

In May 2008, our Board of Directors approved a share repurchase program, authorizing the purchase of up to 4.0 million shares of our common stock. No purchases were made under this program during the nine months ended September 29, 2012. As of September 29, 2012, 3.9 million shares remained available for purchase under the program. However, the terms of the senior secured credit facility that we entered into in October 2011 restrict our ability to purchase additional shares under this program during the term of such facility.

During the remainder of 2012, we expect to use \$2 million to \$4 million of cash for capital expenditures.

We believe that our current working capital position, together with our expected future cash flows from operations and the borrowing availability under our lines of credit, will be adequate to fund our operations in the ordinary course of business, our anticipated capital expenditures, our debt payment requirements and other contractual obligations for at least the next twelve months. However, this belief is based upon many assumptions and is subject to numerous risks including those discussed in Item 1A (Risk Factors) of Part I of our Annual Report on Form 10-K/A for the year ended December 31, 2011.

Except for the aforementioned capital expenditures, we have no present agreements or commitments with respect to any material acquisitions of businesses, products, product rights or technologies or any other material capital expenditures. However, we will continue to evaluate acquisitions of and/or investments in products, technologies, capital equipment or improvements or companies that complement our business and may make such acquisitions and/or investments in the future.

Table of Contents

Recent Accounting Pronouncements

In July 2012, the Financial Accounting Standards Board issued Accounting Standards Update (ASU) No. 2012-02, *Testing Indefinite-Lived Intangible Assets for Impairment*, which amends the guidance in ASC 350, *Intangibles Goodwill and Other*. ASU No. 2012-02 allows, but does not require, companies first to assess qualitative factors to determine whether it is more likely than not that an indefinite-lived intangible asset is impaired as a basis for determining whether it is necessary to perform the quantitative impairment test. ASU No. 2012-02 will be effective for fiscal years beginning after September 15, 2012 and early adoption is permitted but has not been elected. The adoption of ASU No. 2012-02 will not have a material impact on our financial position or results of operations.

ITEM 3. QUANTITATIVE AND QUALITATIVE DISCLOSURES ABOUT MARKET RISK

The principal market risks (i.e., the risk of loss arising from adverse changes in market rates and prices) to which we are exposed are changes in foreign exchange rates, which may generate translation and transaction gains and losses, and changes in interest rates.

Foreign Currency Risk

Operating in international markets sometimes involves exposure to volatile movements in currency exchange rates. The economic impact of currency exchange rate movements on our operating results is complex because such changes are often linked to variability in real growth, inflation, interest rates, governmental actions and other factors. These changes, if material, may cause us to adjust our financing and operating strategies. Consequently, isolating the effect of changes in currency does not incorporate these other important economic factors.

We use foreign currency option and forward exchange contracts to mitigate the risks associated with certain foreign currency transactions entered into in the ordinary course of business, primarily foreign currency denominated receivables, payables and other expenses. These derivative instruments are used as an economic hedge. However, we have not elected hedge accounting treatment and therefore, all changes in value of these derivative instruments are reflected in *interest and other expense, net* in our consolidated statements of income. We do not engage in currency speculation. All of our outstanding foreign currency option and forward exchange contracts are entered into to reduce the volatility of earnings, primarily related to Israeli shekel-based expenses. If the counterparties to these contracts (typically highly rated banks) do not fulfill their obligations to deliver the contracted currencies, we could be at risk for any currency related fluctuations.

As currency exchange rates change, translation of the statements of income of international operations into U.S. dollars affects the year-over-year comparability of operating results. We do not generally hedge translation risks because cash flows from international operations are generally reinvested locally. Changes in currency exchange rates that would have the largest impact on translating our future international operating income include changes to the exchange rates of the U.S. dollar to the euro and Japanese yen.

Table of Contents

The following table provides information about our foreign currency derivative financial instruments outstanding as of September 29, 2012. The information is presented in U.S. dollars, as presented in our consolidated financial statements:

(In thousands)	September 29, 2012	
	Notional Amount	Average Strike Price
[REDACTED]		

Interest Rate Risk

Our investments in cash, cash equivalents, restricted cash and marketable securities, which totaled \$76.9 million at September 29, 2012, are sensitive to changes in the general level of interest rates. In addition, certain assets related to our pension plans that are not owned by such plans, which totaled \$6.6 million at September 29, 2012, are sensitive to interest rates and economic conditions in Europe.

We have a term loan with an outstanding principal balance of \$171.1 million and a \$65 million revolving line of credit in the United States, as well as various lines of credit, private placement bonds and other loans throughout the world, primarily in Israel and Japan. Our term loan and revolving line of credit in the United States, and many of our other borrowings, carry variable interest rates and therefore are subject to interest rate risk.

The table below presents information about our debt obligations as of September 29, 2012:

(US\$ equivalent in thousands)	Expected Maturity Date					Thereafter	Total	Fair Value
	2012	2013	2014	2015	2016			
[REDACTED]								

Table of Contents

ITEM 4. CONTROLS AND PROCEDURES

(a) Evaluation of Disclosure Controls and Procedures

Our Chief Executive Officer and our Chief Financial Officer, after evaluating our disclosure controls and procedures (as defined in Rules 13a-15(e) and 15d-15(e) under the Securities Exchange Act of 1934 (the Exchange Act)) as of the end of the period covered by this Quarterly Report on Form 10-Q (the Evaluation Date), have concluded that as of the Evaluation Date, our disclosure controls and procedures were effective to ensure that information we are required to disclose in reports that we file or submit under the Exchange Act is recorded, processed, summarized and reported within the time periods specified in Securities and Exchange Commission rules and forms, and to ensure that information required to be disclosed by us in such reports is accumulated and communicated to our management, including our Chief Executive Officer and Chief Financial Officer where appropriate, to allow timely decisions regarding required disclosure.

(b) Changes in Internal Control Over Financial Reporting

There was no change in our internal control over financial reporting that occurred during the period covered by this Quarterly Report on Form 10-Q that has materially affected, or is reasonably likely to materially affect, our internal control over financial reporting.

Table of Contents

PART II OTHER INFORMATION

ITEM 1. LEGAL PROCEEDINGS

Hudson et al. v. Spectra-Physics, Inc. et al.

On January 21, 2011, two former employees of Spectra-Physics, Linda Pope and Yvette Flores, together with their children, Tia Pope Hudson and Mark Flores, brought suit against Spectra-Physics and the Company in the Superior Court for Santa Clara County, California. In the action, the plaintiffs allege that between 1975 and 1985 they and their unborn children were exposed to toxic chemicals during their work at Spectra-Physics, and that Spectra-Physics failed to warn them about dangers associated with the chemicals and failed to implement adequate safeguards to protect them from the chemicals, resulting in injuries to them and their unborn children.

In May 2012, the plaintiffs filed their response to our demand for a statement of damages, in which they indicated they are seeking an aggregate of \$25 million in general damages, \$6.5 million in special damages and exemplary and punitive damages to be established by the trier of fact. We dispute that the plaintiffs are entitled to any damages, and we continue to believe that the plaintiffs' claims are without merit and intend to vigorously defend our position. Discovery in this action is ongoing, and we have filed motions for summary judgment of certain of the plaintiffs' claims based on the statute of limitations applicable to such claims, which motions are scheduled to be heard in December 2012. Therefore, at this stage, we are unable to provide an estimate of the potential exposure or the likelihood of a favorable or unfavorable outcome in this action.

ITEM 1A. RISK FACTORS

Our Annual Report on Form 10-K/A for the year ended December 31, 2011 contains a full discussion of the risks associated with our business. An expanded discussion regarding risks associated with our acquisitions and with unfavorable economic and market conditions is included hereinbelow. There have been no other material changes to the risks described in our Annual Report on Form 10-K/A.

Difficulties in finding suitable acquisition targets and in successfully completing and executing our acquisitions could adversely impact our business.

We have acquired and will continue to acquire businesses, and our ability to successfully identify suitable acquisition targets, complete acquisitions on acceptable terms, and efficiently and effectively integrate our acquired businesses into our organization is critical to our growth. We may not be able to identify target companies that meet our strategic objectives or successfully negotiate and complete acquisitions with companies we have identified on acceptable terms. Additionally, the process of integrating acquired companies into our operations requires significant resources and is time consuming, expensive and disruptive to our business. Further, we may not realize the benefits we anticipate from these acquisitions because of the following significant challenges:

Edgar Filing: NEWPORT CORP - Form 10-Q

- potentially incompatible cultural differences between the two companies;
- incorporating the acquired company's technology and products into our current and future product lines, and successfully generating market demand for these expanded product lines;
- potential additional geographic dispersion of operations;
- the diversion of our management's attention from other business concerns;
- the difficulty in achieving anticipated synergies and efficiencies;
- the difficulty in integrating disparate operational and information systems;
- unanticipated liabilities associated with the acquired company;
- the difficulty in leveraging the acquired company's and our combined technologies and capabilities across our product lines and customer base;

Table of Contents

- potential sales disruptions as a result of integrating the acquired company's sales channels with our sales channels; and
- our ability to retain key customers, suppliers and employees of an acquired company.

Our failure to successfully identify suitable target companies, negotiate and complete acquisitions, or achieve the anticipated benefits of any past or future acquisition or to successfully integrate and/or manage the operations of the companies we acquire could harm our business, results of operations and cash flows.

Additionally, we may incur significant charges in future quarters to reflect additional costs associated with past acquisitions, including asset impairment charges and other costs related to divestiture of acquired assets or businesses. Such charges could also include impairment of goodwill associated with past acquisitions. For example, during the fourth quarter of 2008, we determined that goodwill and certain intangible assets associated with our Lasers Division were impaired, and we recorded an impairment charge of \$119.9 million to write off the total goodwill balance and certain other intangible assets associated with that division.

During 2011, we acquired multiple businesses, which resulted in us recording goodwill in our Lasers Division and Ophir Division of \$6.1 million and \$67.8 million, respectively. Political deadlock in Congress due to ideological differences and the current presidential election year in the U.S., as well as the prospect of automatic spending cuts scheduled to take effect in January 2013 absent Congressional action, have created enormous uncertainty in the levels of Federal spending on research and defense programs for 2013. As a result, many research customers have reduced their spending for any new research projects in 2012 that would extend into 2013 until they have better visibility as to their 2013 funding levels. Similarly, many U.S. defense contractors have reduced their spending levels in 2012 until they have better visibility as to defense procurement levels in 2013. Further, the uncertainty caused by the massive overhaul of the U.S. healthcare system under recent legislation, as well as the possibility for repeal of that legislation in the future, have caused many customers in the life and health sciences market to halt, delay or reduce their spending until they have better visibility as to the future regulatory environment. As a result, our actual 2012 sales, and in particular the sales of our Ophir Division, are below the levels that we had originally forecasted. These sales levels and other factors could negatively impact our evaluation of the goodwill associated with our business. We believe that the assumptions we use in evaluating the goodwill associated with our business are reasonable, however we may be required to recognize a goodwill impairment charge in the future as a result of subsequent changes to the factors underlying such assumptions.

Our operating results may be adversely affected by unfavorable economic and market conditions.

Decreased consumer confidence, volatile corporate operating results, reduced capital spending, lower research budgets, and the effects of reduced availability of credit, have in the recent past led to reduced demand and increased price competition for our products, increased risk of excess and obsolete inventory and higher overhead costs as a percentage of revenue, and could do so in the future. Weakness in our end markets could negatively impact our revenue, gross margin and operating expenses, and consequently have a material adverse effect on our business, financial condition and results of operations.

In particular, our worldwide customers in the scientific research and defense markets rely to a large extent on government funding for their research and defense-related programs, and utilize this funding to purchase our products utilized in these programs. Any decline in government funding as a result of reduced budgets in connection with fiscal austerity measures could result in reduced sales of our products to these

customers, which would have an adverse impact on our results of operations.

Further, as a result of the acquisitions of Ophir and High Q, our dependence upon the European market as a significant revenue source has increased. In the event the European Union economy declines as a result of ongoing turmoil in the European financial markets over the uncertain repayment of debt obligations by various European Union members, or for any other reason, this decline could have an adverse effect upon our results of operations.

Ongoing concerns regarding the global availability of credit also may make it more difficult for our customers to raise capital, whether debt or equity, to finance their projects and purchases of capital equipment. Delays in our customers' ability to obtain such financing, or the unavailability of such financing, could adversely affect sales of

Table of Contents

our products and systems, particularly high-value lasers and systems, and therefore harm our business and operating results.

In the United States, uncertainty over U.S. fiscal policy, including the potential for the so-called "fiscal cliff" has likely had a recent adverse impact on U.S. financial markets and overall economic activity. The "fiscal cliff" refers to a series of tax increases and government spending reductions that will automatically occur at the end of 2012 in the absence of Congressional action to delay or offset these actions. If ultimately realized, the fiscal cliff would likely negatively impact global economic activity, including possibly sending the U.S. into a new recession. It would also likely have negative repercussions on U.S. and global credit and financial markets, and further exacerbate sovereign debt concerns in the European Union. All of these factors would likely adversely impact the global demand for our products and the performance of our investments, and would likely have a material adverse effect on our business, results of operations and financial condition.

ITEM 6. EXHIBITS

Exhibit Number	Description of Exhibit
31.1	Certification pursuant to Rule 13a-14(a) or Rule 15d-14(a) of the Securities Exchange Act of 1934 (the "Exchange Act").
31.2	Certification pursuant to Rule 13a-14(a) or Rule 15d-14(a) of the Exchange Act.
32.1	Certification pursuant to Rule 13a-14(b) or Rule 15d-14(b) of the Exchange Act and 18 U.S.C. Section 1350.
32.2	Certification pursuant to Rule 13a-14(b) or Rule 15d-14(b) of the Exchange Act and 18 U.S.C. Section 1350.
101.INS	XBRL Instance Document.
101.SCH	XBRL Taxonomy Extension Schema Document.
101.CAL	XBRL Taxonomy Extension Calculation Linkbase Document.
101.DEF	XBRL Taxonomy Extension Definition Linkbase Document.
101.LAB	XBRL Taxonomy Extension Label Linkbase Document.
101.PRE	XBRL Taxonomy Extension Presentation Linkbase Document.

Table of Contents

SIGNATURES

Pursuant to the requirements of the Securities Exchange Act of 1934, the registrant has duly caused this report to be signed on its behalf by the undersigned thereunto duly authorized.

Dated: November 8, 2012

NEWPORT CORPORATION

By:

/s/ Charles F. Cargile
Charles F. Cargile,
Senior Vice President and Chief Financial
Officer (Principal Financial Officer and Duly
Authorized Officer)

Table of Contents

EXHIBIT INDEX

Exhibit Number	Description of Exhibit
31.1	Certification pursuant to Rule 13a-14(a) or Rule 15d-14(a) of the Securities Exchange Act of 1934 (the Exchange Act).
31.2	Certification pursuant to Rule 13a-14(a) or Rule 15d-14(a) of the Exchange Act.
32.1	Certification pursuant to Rule 13a-14(b) or Rule 15d-14(b) of the Exchange Act and 18 U.S.C. Section 1350.
32.2	Certification pursuant to Rule 13a-14(b) or Rule 15d-14(b) of the Exchange Act and 18 U.S.C. Section 1350.
101.INS	XBRL Instance Document.
101.SCH	XBRL Taxonomy Extension Schema Document.
101.CAL	XBRL Taxonomy Extension Calculation Linkbase Document.
101.DEF	XBRL Taxonomy Extension Definition Linkbase Document.
101.LAB	XBRL Taxonomy Extension Label Linkbase Document.
101.PRE	XBRL Taxonomy Extension Presentation Linkbase Document.