

CHINA NORTH EAST PETROLEUM HOLDINGS LTD  
Form 10QSB  
August 21, 2006

UNITED STATES  
SECURITIES AND EXCHANGE COMMISSION  
Washington, D.C. 20549

FORM 10-QSB

- QUARTERLY REPORT UNDER SECTION 13 OR 15 (d) OF THE SECURITIES EXCHANGE ACT OF 1934 for the quarterly period ended June 30, 2006**
- TRANSITION REPORT UNDER SECTION 13 OR 15 (d) OF THE SECURITIES EXCHANGE ACT OF 1934 for the transition period from \_\_\_\_\_ to \_\_\_\_\_**  
Commission file number 0-49846

**CHINA NORTH EAST PETROLEUM HOLDINGS LIMITED**

(Exact name of small business issuer as specified in its charter)

Nevada  
(State of other jurisdiction of  
incorporation or organization)  
20337 Rimview Place, Walnut, California 91789

87-0638750  
(IRS Employer identification No.)

(Address of principal executive offices)

(909) 468-2840

(Issuer's telephone number)

Check whether the issuer (1) filed all reports required to be filed by Section 13 or 15(d) of the Exchange Act during the past 12 months (or for such shorter period that the registrant was required to file such reports), and (2) has been subject to such filing requirements for the past 90 days. Yes  No

Indicate by check mark whether the registrant is a shell company (as defined in Rule 12b-2 of the Exchange Act).  
Yes  No

Number of shares of common stock outstanding as of July 5, 2006: 20,774,080

Transitional Small Business Disclosure Format: Yes  No

INDEX TO FORM 10-QSB








	Page No.
<u>PART I</u>	
Item 1. <u>Financial Statements - Unaudited</u>	5
 <u>Condensed Consolidated Balance Sheet □ June 30, 2006 (Unaudited)</u>	5
 <u>Condensed Consolidated Statements of Operations and Comprehensive Income -</u>  <u>three and six months ended June 30, 2006 (Unaudited) and June 30, 2005</u>  <u>(Unaudited and restated)</u>	6
 <u>Condensed Consolidated Statements of Cash Flows □ six months ended June 30,</u>  <u>2006 (Unaudited) and June 30, 2005 (Unaudited and restated)</u>	7
 <u>Notes to Condensed Consolidated Financial Statements</u>	8
Item 2. <u>Management's Discussion and Analysis of Financial Condition And Results of</u> <u>Operations</u>	15
Item 3. <u>Controls and Procedures</u>	24
<u>PART II</u>	25
Item 1. <u>Legal Proceedings</u>	25
Item 2. <u>Changes in Securities</u>	25
Item 3. <u>Defaults Upon Senior Securities</u>	25
Item 4. <u>Submission of Matters to a Vote of Security Holders</u>	25
Item 5. <u>Other Information</u>	25
Item 6. <u>Exhibits and Reports on Form 8-K</u>	26
<u>SIGNATURES</u>	27

Table of Contents

**SPECIAL NOTE REGARDING FORWARD-LOOKING STATEMENTS**

On one or more occasions, we may make forward-looking statements in this Quarterly Report on Form 10-QSB regarding our assumptions, projections, expectations, targets, intentions or beliefs about future events. Words or phrases such as "anticipates," "may," "will," "should," "believes," "estimates," "expects," "intends," "plans," "predicts," "targets," "will likely result," "will continue" or similar expressions identify forward-looking statements. These forward-looking statements are only our predictions and involve numerous assumptions, risks and uncertainties, including, but not limited to those listed below and those business risks and factors described elsewhere in this report and our other Securities and Exchange Commission filings.

Forward-looking statements involve risks and uncertainties which could cause actual results or outcomes to differ materially from those expressed. We caution that while we make such statements in good faith and believe such statements are based on reasonable assumptions, including without limitation, management's examination of historical operating trends, data contained in records and other data available from third parties, we cannot assure you that our projections will be achieved. Factors that may cause such differences include but are not limited to:

- Our expectation of continued growth in the demand for our oil;
- Our expectation that we will continue to have adequate liquidity from cash flows from operations;
- A variety of market, operational, geologic, permitting, labor and weather related factors; and
- The other risks and uncertainties which are described below under "RISK FACTORS", including but not limited to, the following:
  - Unanticipated conditions may cause profitability to fluctuate.
  - Decreases in purchases of oil by our customer will adversely affect our revenues.

We have attempted to identify, in context, certain of the factors that we believe may cause actual future experience and results to differ materially from our current expectation regarding the relevant matter or subject area. In addition to the items specifically discussed above, our business and results of operations are subject to the uncertainties described under the caption "Risk Factors" which is a part of the disclosure included in Item 2 of this Report entitled "Management's Discussion and Analysis of Financial Condition and Results of Operations."

From time to time, oral or written forward-looking statements are also included in our reports on Forms 10-KSB, 10-QSB and 8-K, Proxy Statements on Schedule 14A, press releases, analyst and investor conference calls, and other communications released to the public. Although we believe that at the time made, the expectations reflected in all of these forward looking statements are and will be reasonable, any or all of the forward-looking statements in this quarterly report on Form 10-QSB, our reports on Forms 10-KSB and 8-K, our Proxy Statements on Schedule 14A and any other public statements that are made by us may prove to be incorrect. This may occur as a result of inaccurate assumptions or as a consequence of known or unknown risks and uncertainties. Many factors discussed in this Quarterly Report on Form 10-QSB, certain of which are beyond our control, will be important in determining our future performance. Consequently, actual results may differ materially from those that might be anticipated from forward-looking statements. In light of these and other uncertainties, you should not regard the inclusion of a forward-looking statement in this Quarterly Report on Form 10-QSB or other public communications that we might make as a representation by us that our plans and objectives will be achieved, and you should not place undue reliance on such forward-looking statements.

We undertake no obligation to publicly update or revise any forward-looking statements, whether as a result of new information, future events or otherwise. However, your attention is directed to any further

Table of Contents

disclosures made on related subjects in our subsequent annual and periodic reports filed with the SEC on Forms 10-KSB, 10-QSB and 8-K and Proxy Statements on Schedule 14A.

*Unless the context requires otherwise, references to "we," "us," "our," the "Company" and "CNEH" refer specifically to China North East Petroleum Holdings Limited and its subsidiaries.*

Table of Contents**PART I****Item 1  Financial Statements (Unaudited)**

**CHINA NORTH EAST PETROLEUM HOLDINGS LIMITED AND SUBSIDIARIES**  
**Condensed Consolidated Balance Sheet**  
**At June 30, 2006 (Unaudited)**

**ASSETS****CURRENT ASSETS**

Cash and cash equivalents	\$	1,548
Accounts receivable - due by a non-operating interest owner		1,261,942
Other receivables and prepaid expenses		234,837
Value added tax recoverable		37,131
<b>Total Current Assets</b>		<b>1,535,458</b>

**PROPERTY AND EQUIPMENT**

Oil and gas properties, net		4,821,293
Fixed assets, net		204,068
Oil wells in progress		241,501
<b>Total Property and Equipment</b>		<b>5,266,862</b>

<b>TOTAL ASSETS</b>	<b>\$</b>	<b>6,802,320</b>
---------------------	-----------	------------------

**LIABILITIES AND STOCKHOLDERS' EQUITY****CURRENT LIABILITIES**

Accounts payable	\$	613,040
Other payables and accrued liabilities		224,039
Note payable		250,000
Other loans payable		25,000
Income tax payable		819,052
<b>Total Current Liabilities</b>		<b>1,931,131</b>

**LONG-TERM LIABILITIES**

Due to related parties		2,190,376
------------------------	--	-----------

**COMMITMENTS AND CONTINGENCIES**

-

**STOCKHOLDERS' EQUITY**

Common stock, \$0.001 par value, 150,000,000 shares authorized, 19,224,080 shares issued and outstanding	19,224
---	--------

Edgar Filing: CHINA NORTH EAST PETROLEUM HOLDINGS LTD - Form 10QSB

Additional paid-in capital	1,796,256
Retained (deficits) earnings	
Unappropriated	(238,039)
Appropriated	139,586
Accumulated other comprehensive loss	(112,170)
Due to a stockholder	1,075,956
Total Stockholders' Equity	2,680,813
<b>TOTAL LIABILITIES AND STOCKHOLDERS' EQUITY</b>	<b>\$ 6,802,320</b>

The accompanying notes are an integral part of these condensed consolidated financial statements

Table of Contents

**CHINA NORTH EAST PETROLEUM HOLDINGS LIMITED AND SUBSIDIARIES**  
**Condensed Consolidated Statements of Operations and Comprehensive Income (Loss)**

***For the three and six months ended June 30, 2006 and 2005 (Unaudited)***

	Three months ended June 30,		Six months ended June 30,	
	2006	Restated (Note 13) 2005	2006	Restated (Note 13) 2005
<b>NET SALES</b>	\$ 496,666	\$ 315,771	\$ 931,783	\$ 666,884
<b>COST OF SALES</b>				
Production costs	57,444	58,123	81,645	65,775
Management fee	9,934	6,425	18,636	13,338
Resource tax	8,058	1,674	10,788	3,757
Depreciation - oil and gas properties	31,849	25,024	61,963	56,632
Gain on disposal of oil and gas properties	-	-	-	(1,455)
Total Cost of Sales	107,285	91,246	173,032	138,047
<b>GROSS PROFIT</b>	389,381	224,525	758,751	528,837
<b>OPERATING EXPENSES</b>				
General and administrative expenses	21,035	43,496	41,090	81,010
Professional fees	3,000	3,500	33,773	7,000
Consulting fees	27,125	-	27,125	948,000
Depreciation □ fixed assets	9,222	7,676	18,338	15,353
Total Operating Expenses	60,382	54,672	120,326	1,051,363
<b>INCOME (LOSS) FROM OPERATIONS</b>	328,999	169,853	638,425	(522,526)
<b>OTHER INCOME (EXPENSE)</b>				
Other expenses	(58)	-	(92)	-
Other income	8,863	-	8,863	1

Edgar Filing: CHINA NORTH EAST PETROLEUM HOLDINGS LTD - Form 10QSB

Interest expenses	(61,236)	(33,656)	(113,325)	(68,098)
Interest income	40	230	40	238
Total Other Expenses, net	(52,391)	(33,426)	(104,514)	(67,859)
<b>INCOME (LOSS) FROM OPERATIONS BEFORE TAXES</b>	276,608	136,427	533,911	(590,385)
<b>INCOME TAX EXPENSE</b>	107,455	55,583	210,271	134,689
<b>NET INCOME (LOSS)</b>	\$ 169,153	\$ 80,844	\$ 323,640	\$ (725,074)
<b>OTHER COMPREHENSIVE INCOME (LOSS)</b>				
Foreign currency translation gain (loss)	4	-	(28,271)	-
<b>COMPREHENSIVE INCOME (LOSS)</b>	\$ 169,157	\$ 80,844	\$ 295,369	\$ (725,074)
<b>Net income (loss) per share-basic and diluted</b>	\$ 0.01	\$ 0.00	\$ 0.02	\$ (0.04)

Weighted average number of shares outstanding during the period

basic and diluted	19,208,695	18,274,080	18,779,881	18,479,997
-------------------	------------	------------	------------	------------

The accompanying notes are an integral part of these condensed consolidated financial statements



Table of Contents

**CHINA NORTH EAST PETROLEUM HOLDINGS LIMITED AND SUBSIDIARIES**  
**Condensed Consolidated Statements of Cash Flows**

***For the six months ended June 30, 2006 and 2005 (Unaudited)***

	2006	Restated (Note 13) 2005
<b>CASH FLOWS FROM OPERATING ACTIVITIES</b>		
Net income (loss)	\$ 323,640	\$ (725,074)
Adjusted to reconcile net income (loss) to cash (used in) provided by operating activities:		
Depreciation of oil and gas properties	61,963	56,632
Depreciation of fixed assets	18,338	15,353
Stocks issued for services	54,898	948,000
Imputed interest expenses	87,747	68,098
Gain on disposal of oil and gas properties	-	(1,455)
Changes in operating assets and liabilities		
(Increase) decrease in:		
Accounts receivable from a non-operating interest owner	(911,365)	-
Other receivables and prepaid expenses	(346)	(170,794)
Value added tax recoverable	(37,131)	-
Increase (decrease) in:		
Accounts payable	49,263	(487)
Other payables and accrued liabilities	(40,874)	125,132
Income tax payable	215,552	134,689
Net cash (used in) provided by operating activities	(178,315)	450,094
<b>CASH FLOWS FROM INVESTING ACTIVITIES</b>		
Proceeds on disposals of oil and gas properties	-	182,005
Purchase of oil and gas properties	(337,128)	(2,114)
Purchase of fixed assets	(11,584)	-
Purchase of oil wells in progress	(241,501)	-
Net cash (used in) provided by investing activities	(590,213)	179,891
<b>CASH FLOWS FROM FINANCING ACTIVITIES</b>		
Decrease in notes payable	(121,747)	-
Decrease in other loans payable	(18,371)	-
Increase in due to a stockholder	37,390	24,171
Increase in due to related parties	894,614	-
Decrease in due to a non-operating interest owner	-	(538,840)
Net cash provided by (used in) financing activities	791,886	(514,669)
<b>EFFECT OF EXCHANGE RATE ON CASH</b>	(28,271)	-
<b>NET (DECREASE) INCREASE IN CASH AND CASH EQUIVALENTS</b>	(4,913)	115,316
<b>CASH AND CASH EQUIVALENTS AT BEGINNING OF PERIOD</b>	6,461	787

<b>CASH AND CASH EQUIVALENTS AT END OF PERIOD</b>	\$	1,548	\$	116,103
---	----	-------	----	---------

**SUPPLEMENTAL DISCLOSURE OF CASH FLOW INFORMATION:**

Cash paid during the period for:

Interest expenses	\$	25,578	\$	-
-------------------	----	--------	----	---

**SUPPLEMENTAL SCHEDULE OF NON-CASH OPERATING ACTIVITIES:**

During 2006, the Company issued 250,000 shares of common stock valued \$87,500 for legal services.

During 2006, the Company issued 700,000 shares of common stock valued \$217,000 for consulting services.

The accompanying notes are an integral part of these condensed consolidated financial statements

Table of Contents

**CHINA NORTH EAST PETROLEUM HOLDINGS LIMITED  
AND SUBSIDIARIES  
NOTES TO THE CONDENSED CONSOLIDATED FINANCIAL  
STATEMENTS AS OF JUNE 30, 2006  
(UNAUDITED)**

**NOTE 1 BASIS OF PRESENTATION**

The accompanying unaudited condensed consolidated financial statements have been prepared in accordance with accounting principles generally accepted in the United States of America for interim financial information and pursuant to the rules and regulations of the Securities and Exchange Commission. Accordingly, they do not include all of the information and footnotes required by generally accepted accounting principles for complete financial statements.

In the opinion of management, the unaudited condensed consolidated financial statements contain all adjustments consisting only of normal recurring accruals considered necessary to present fairly the Company's financial position at June 30, 2006, the results of operations for the three and six months ended June 30, 2006 and 2005 and cash flows for the six months ended June 30, 2006 and 2005. The results for the three and six months ended June 30, 2006 are not necessarily indicative of the results to be expected for the entire fiscal year ending December 31, 2006.

These financial statements should be read in conjunction with the Company's annual report on Form 10-KSB as filed with the Securities and Exchange Commission.

**NOTE 2 ORGANIZATION**

China North East Petroleum Holdings Limited (["North East Petroleum"]) is a US listed company which was incorporated in Nevada on August 20, 1999 under the name of Draco Holding Corporation (["Draco"]). Draco was authorized to issue 20,000,000 shares of common stock of \$0.001 par value.

Hong Xiang Petroleum Group Limited ("Hong Xiang Petroleum Group") was incorporated in the British Virgin Islands (["BVI"]) on August 28, 2003 as an investment holding company.

On December 5, 2003, Song Yuan City Hong Xiang Petroleum Technical Services Co., Ltd. (["Hong Xiang Technical"]) was incorporated in the People's Republic of China (["PRC"]) as a limited liability company with a registered capital of \$484,000. Hong Xiang Technical provides technical advisory services to oil and gas exploration companies in the PRC.

During 2004, Hong Xiang Petroleum Group acquired a 100% ownership of Hong Xiang Technical.

During 2004, Hong Xiang Technical acquired a 100% interest in Song Yuan City Yu Qiao Qianan Hong Xiang Oil and Gas Development Co., Ltd. (["Hong Xiang Oil Development"]), a limited liability company incorporated on April 1, 2003 in the PRC with a registered capital of \$604,800. Hong Xiang Oil Development is engaged in the exploration and production of crude oil in Jilin Oil Region, the PRC.

On March 29, 2004, Draco executed a Plan of Exchange (["the Agreement"]) with all the stockholders of Hong Xiang Petroleum Group to exchange 18,700,000 shares of common stock of Draco for 100% of the outstanding shares of Hong Xiang Petroleum Group.

Table of Contents

**CHINA NORTH EAST PETROLEUM HOLDINGS LIMITED  
AND SUBSIDIARIES  
NOTES TO THE CONDENSED CONSOLIDATED FINANCIAL  
STATEMENTS AS OF JUNE 30, 2006  
(UNAUDITED)**

**NOTE 2 ORGANIZATION (CONTINUED)**

The Agreement was consummated on April 30, 2004. As a result of the Agreement, the exchange of shares with Hong Xiang Petroleum Group have been accounted for as a reverse acquisition under the purchase method of accounting since the stockholders of Hong Xiang Petroleum Group obtained control of the consolidated entity (North East Petroleum). Accordingly, the merger of North East Petroleum and Hong Xiang Petroleum Group has been recorded as a recapitalization by Hong Xiang Petroleum Group, with Hong Xiang Petroleum Group being treated as the continuing entity. The financial statements have been prepared as if the reorganization had occurred retroactively.

Accordingly, the financial statements include the following:

- a) The balance sheet consists of the net assets of the acquirer at historical cost and the net assets of the acquiree at historical cost; and
- b) The statements of operations include the operations of the acquirer for the years presented and the operations of the acquiree from the date of the merger.

On June 28, 2004, the Articles of Incorporation of Draco were amended to change its name to China North East Petroleum Holdings Limited and to increase its authorized shares of common stock from 20,000,000 to 50,000,000. On July 21, 2005, the definitive Schedule 14C was filed with the Securities and Exchange Commission to increase the Company's authorized shares of common stock from 50,000,000 shares to 150,000,000 shares. The corresponding Articles of Amendment were filed with the Secretary of State of Nevada on August 11, 2005.

North East Petroleum, Hong Xiang Petroleum Group, Hong Xiang Technical and Hong Xiang Oil Development are hereafter referred to as (the Company).

**NOTE 3 PRINCIPLES OF CONSOLIDATION**

The accompanying unaudited condensed consolidated financial statements for 2006 and 2005 include the financial statements of North East Petroleum and its wholly owned subsidiaries, Hong Xiang Petroleum Group, Hong Xiang Technical and Hong Xiang Oil Development. All significant inter-company accounts and transactions have been eliminated in consolidation.

Table of Contents

**CHINA NORTH EAST PETROLEUM HOLDINGS LIMITED  
AND SUBSIDIARIES  
NOTES TO THE CONDENSED CONSOLIDATED FINANCIAL  
STATEMENTS AS OF JUNE 30, 2006  
(UNAUDITED)**

**NOTE 4 ACCOUNTS RECEIVABLE DUE BY A NON-OPERATING INTEREST OWNER**

Pursuant to a 20-year exclusive Cooperative Exploration Contract (the "Exploration Contract") amongst PetroChina Group, ("PetroChina"), Song Yuan City Yu Qiao Oil and Gas Exploration Limited Corp., a non-operating interest owner ("Yu Qiao") and the Company, the Company has the right to explore, develop (including well logging, drill-stem testing and core sampling) and pump crude oil at Qian'an 112 oilfield in Jilin Province, PRC. Pursuant to the Exploration Contract, PetroChina is entitled to 20% of the output in the first ten years and 40% of the output thereafter until the end of the Exploration Contract; and Yu Qiao is entitled to 2% of the output as a management fee for managing the process of oil production. The Company sells all of its current oil production to PetroChina. Pursuant to the terms of the Exploration Contract, all payments by PetroChina for sales of the Company's crude oil are paid to Yu Qiao, who forwards the payment to the Company after deducting its management fee. As of June 30, 2006, Yu Qiao owed the Company \$1,261,942 in payments that it has yet to forward to the Company.

No allowance for doubtful accounts has been recorded as of June 30, 2006 as the debt owed by the non-operating interest owner is guaranteed by a related party.

**NOTE 5 OTHER RECEIVABLES AND PREPAID EXPENSES**

Other receivables and prepaid expenses at June 30, 2006 consist of the following:

	(Unaudited)
Other receivables	\$ 16,148
Prepaid consulting fee	189,875
Other prepaid expenses	28,814
	\$ 234,837

**NOTE 6 RELATED PARTY TRANSACTIONS**

- a) As of June 30, 2006, the Company owed a stockholder \$1,075,956 for short-term advances. Imputed interest is charged at 6% per annum on the amount due.
- b) As of June 30, 2006, the Company owed a related party \$527,308 for advances without fixed repayment terms. Imputed interest is charged at 6% per annum on the amount due. The related party also guarantees the debts owed by a non-operating interest owner to the Company.
- c) As of June 30, 2006, the Company owed two related companies \$1,663,068 for advances without fixed repayment terms. Imputed interest is charged at 6% per annum on the amounts due.
- d) Total interest expenses payable to a director, a stockholder and related parties amounted to \$87,747 and \$68,098 for the six months ended June 30, 2006 and 2005 respectively.
- e) The Company paid a stockholder \$6,000 for leased office spaces for the six months ended June 30, 2006.



Table of Contents

**CHINA NORTH EAST PETROLEUM HOLDINGS LIMITED  
AND SUBSIDIARIES  
NOTES TO THE CONDENSED CONSOLIDATED FINANCIAL  
STATEMENTS AS OF JUNE 30, 2006  
(UNAUDITED)**

**NOTE 6 RELATED PARTY TRANSACTIONS (CONTINUED)**

- f) On April 3, 2006, the Company issued 700,000 shares of common stock to a related party for consulting services. The stock was valued at the closing price on the date of grant of \$0.31 per share, yielding an aggregate value of \$217,000.

**NOTE 7 NOTE PAYABLE**

Note payable consists of the following:

	June 30, 2006 (Unaudited)
Note payable to a bank, interest rate of 11.16% per annum, secured by a property owned by a stockholder, due July 2006 and extended to August 2007	\$ 250,000

Interest expense for the six months ended June 30, 2006 was \$22,272.

**NOTE 8 OTHER LOANS PAYABLE**

This represents short-term loans advanced by third parties to the Company in October 2005. Interest is charged at 3.6% per annum. Interest expense for the six months ended June 30, 2006 was \$3,306.

**NOTE 9 COMMITMENTS AND CONTINGENCIES****(A) Lease commitment**

The Company leases office spaces from a stockholder and land spaces from a third party under two operating leases which expire on June 30, 2015 and September 20, 2023 respectively at an annual rental of \$12,000 and \$156 respectively.

As at June 30, 2006, the Company had outstanding commitments with respect to the above non-cancelable operating leases, which are due as follows:

2006		\$	6,078
2007			12,156
2008			12,156
2009			12,156
Thereafter			68,137
		\$	110,683

**B) Capital commitments**

As at June 30, 2006, the Company had capital commitments of an aggregate of \$2,234,250 with certain contractors to drill an additional 20 oil wells in the next six months.





Table of Contents

**CHINA NORTH EAST PETROLEUM HOLDINGS LIMITED  
AND SUBSIDIARIES  
NOTES TO THE CONDENSED CONSOLIDATED FINANCIAL  
STATEMENTS AS OF JUNE 30, 2006  
(UNAUDITED)**

**NOTE 10 STOCKHOLDERS EQUITY**

Stock issued for services

On March 6, 2006, the Company issued 250,000 shares of common stock for legal services. The stock was valued at the closing price on the date of grant of \$0.35 per share, yielding an aggregate value of \$87,500. The Company recognized expense of \$27,773 during the six months ended June 30, 2006 and applied the balance of \$59,727 against accrued liabilities.

On April 3, 2006, the Company issued 700,000 shares of common stock to a consultant for consulting services. The stock was valued at the closing price on the date of grant of \$0.31 per share, yielding an aggregate value of \$217,000. The Company recognized expense of \$27,125 during the six months ended June 30, 2006 and applied the balance of \$189,875 against prepayments.

On April 3, 2006, the Company issued 1,550,000 shares of common stock for consulting services to be provided to the Company. These stocks were subsequently returned to the Company upon the cancellation by mutual consent of the consulting agreements in August 2006.

**NOTE 11 CONCENTRATIONS AND RISKS**

During 2006, 100% of the Company's assets were located in China and 100% of the Company's revenues were derived from a company located in China.

**NOTE 12 SUBSEQUENT EVENTS**

**(A) Formation of a joint venture**

On July 26, 2006, the Company entered into a joint venture agreement (the Agreement) with a stockholder and a related party hereafter referred to as (the Related Parties) to acquire oil and gas properties for the exploration of crude oil in the PRC. Pursuant to the Agreement, the Company and the Related Parties will each contribute \$1 million and \$125,000 respectively as registered capital of the joint venture company. As of August 21, 2006, the Company has not made its capital contribution to the joint venture and the joint venture has not engaged in any operations, investment or other activities.

**(B) Cancellation of shares**

During August 2006, stockholders of the Company returned 1,550,000 shares of common stock to the Company for cancellation upon termination by mutual consent of their consulting agreements.

**NOTE 13 RESTATEMENT OF FINANCIAL STATEMENTS**

On March 24, 2006, the Company's Board of Directors determined that its proved oil and gas reserves for the periods prior to September 30, 2005 were materially overstated as a result of reliance on reserve estimates that did not comply with the Securities and Exchange Commission's Industry Guide 2 and with the rules and regulations of the Securities and Exchange Commission. Management of the Company recently revised its estimates of proved oil and gas reserves based on the Estimated Net Reserves and Income Data Report dated March 29, 2006 prepared by R.A. Lenser and Associates, Inc., an energy consulting firm, for the 2003 to 2005 fiscal years.



Table of Contents

**CHINA NORTH EAST PETROLEUM HOLDINGS LIMITED  
AND SUBSIDIARIES  
NOTES TO THE CONDENSED CONSOLIDATED FINANCIAL  
STATEMENTS AS OF JUNE 30, 2006  
(UNAUDITED)**

**NOTE 13 RESTATEMENT OF FINANCIAL STATEMENTS (CONTINUED)**

Management believes that the new reserve estimates have been prepared in accordance with the Securities and Exchange Commission's Industry Guide 2 and with the rules and regulations of the Securities and Exchange Commission. Restatement of the unaudited condensed consolidated financial statements for the six months ended June 30, 2005 (2005 second quarter Financial Statements) is necessary because the reserve estimates, resulted in inappropriate characterization of other results in the Company's Consolidated Balance Sheet at June 30, 2005 and Consolidated Statement of Operations and Consolidated Statement of Cash Flows for the six months ended June 30, 2005 including, without limitation, depreciation of oil and gas properties. As a result, the net loss for the six months ended June, 2005 was understated by \$28,924. The oil and gas properties at June 30, 2005 were overstated by \$255,887 and income tax payable at June 30, 2005 was overstated by \$103,718. Accordingly, the Company has restated its previously issued 2005 second quarter Financial Statements to give effect to the new reserve estimates.

	June 30, 2005 (As Previously Reported)	June 30, 2005 (As Restated)
<b>Statement of Operations</b>		
Net sales	\$ 666,884	\$ 666,884
Cost of sales	(96,333)	(138,047)
Gross profit	570,551	528,837
Operating expenses	(1,051,363)	(1,051,363)
Loss from operations	(480,812)	(522,526)
Other (expenses) income	(66,404)	(67,859)
Loss before taxes	(547,216)	(590,385)
Income tax expenses	(148,934)	(134,689)
Net loss	(696,150)	(725,074)
Net loss per share-basic and diluted	\$ (0.04)	\$ (0.04)
Weighted average number of shares outstanding during the period-basic and diluted	18,479,997	18,479,997
<b>Balance sheet</b>		
	June 30, 2005 (As Previously Reported)	June 30, 2005 (As Restated)
Current assets	\$ 309,952	\$ 309,952
Oil and gas properties and fixed assets, net	4,839,880	4,583,993
Total assets	5,149,832	4,893,945
Liabilities	4,121,664	4,017,946
Stockholders' equity		
Common stock	18,274	18,274
Additional paid-in capital	1,334,841	1,334,841
Retained deficits	(324,947)	(477,116)
	1,028,168	875,999
Total liabilities and stockholders' equity	\$ 5,149,832	\$ 4,893,945



Table of Contents

**CHINA NORTH EAST PETROLEUM HOLDINGS LIMITED  
AND SUBSIDIARIES  
NOTES TO THE CONDENSED CONSOLIDATED FINANCIAL  
STATEMENTS AS OF JUNE 30, 2006  
(UNAUDITED)**

**NOTE 13 RESTATEMENT OF FINANCIAL STATEMENTS (CONTINUED)**

On August 16, 2006, the Company amended its unaudited condensed financial statements on Form 10-Q for the three months ended March 31, 2006 to include an omission of disclosure of a subsequent event. The restatement had no effects on the Company's financial position as at March 31, 2006 and its results of operations and cash flows for the three months ended March 31, 2006.

Table of Contents

**ITEM 2. MANAGEMENT'S DISCUSSION AND ANALYSIS OF FINANCIAL CONDITION AND RESULTS OF OPERATIONS.**

**Overview**

We are engaged in the extraction and production of crude oil in Jilin Province, People's Republic of China, through Song Yuan City Hong Xiang Petroleum Services Limited, a wholly-owned subsidiary of Hong Xiang organized and existing under the laws of the People's Republic of China. The oil field is designated Jilin Qian'an Oil Field Zone 112 ("Qian'an 112"), located approximately 9 kilometers southwest of Qian'an City with a total exploration area of 20.7 square kilometers. Pursuant to a 20-year exclusive Cooperative Exploration Contract (the "Exploration Contract") among PetroChina Group, a corporation organized and existing under the laws of the People's Republic of China ("PetroChina"), Song Yuan City Yu Qiao Oil and Gas Exploration Limited Corp., a corporation organized and existing under the laws of the People's Republic of China ("Yu Qiao") and the Company, we have the right to explore, develop (including well logging, drill-stem testing and core sampling) and pump oil at Qian'an 112. Pursuant to the Exploration Contract, PetroChina is entitled to 20% of our output in the first ten years and 40% of our output thereafter until the end of the Exploration Contract; and Yu Qiao is entitled to 2% of our output as a management fee for managing the process of oil production. The Company sells all of its current oil production to PetroChina.

In connection with the Exploration Contract, Yu Qiao advanced the Company 28,001,602 RMB (approximately \$3,452,725) for equipment and materials to develop the Company's initial 20 wells (the "Advance"). The Company and Yu Qiao agreed that until the Advance was repaid in full, 100% of the Company's revenues from the sale of crude oil to PetroChina would be retained by Yu Qiao. As of September 30, 2005, the Company repaid the Advance in full.

In addition, pursuant to the terms of the Exploration Contract, all payments by PetroChina for sales of the Company's crude oil are paid to Yu Qiao, who forwards the payment to the Company after deduction of its management fee. As of June 30, 2006, Yu Qiao owed the Company 10,095,536 RMB (approximately \$1,261,942) in payments that it has yet to forward to the Company. On April 12, 2006, the Company and Yu Qiao entered into a settlement agreement pursuant to which Yu Qiao agreed to pay to the Company all amounts that Yu Qiao currently owes to the Company by May 30, 2006. In the event that Yu Qiao breaches its agreement, a related party has guaranteed Yu Qiao's payment.

In addition, the Company is currently negotiating with PetroChina to have all payments for crude oil sales delivered directly to the Company. The Company expects this agreement to be effective by the end of the third quarter of 2006. However, until such time as this agreement is effective, all payments by PetroChina will continue to be paid directly to Yu Qiao. Yu Qiao has represented to the Company that it will forward to the Company its portion of these payments monthly.

As a result of the terms of the Exploration Contract and Yu Qiao's failure to forward payments to the Company, the Company has lacked liquidity. As a result the Company has been forced to defer oil well maintenance, which reduced the Company's oil production in 2005 by approximately 30% over production levels in 2004.

The Company's reduced production has been offset by higher crude oil prices. The Company is paid the FOB price on the first day of each month established by the Singapore crude oil spot market. Prices in 2005 averaged 3,400 RMB per ton or approximately \$61.00 per barrel, which represents an increase of 146% over 2004.

Our cost of net revenues consists of cost of labor, well service and repair, location maintenance, power and fuel, transportation, oil and gas disposal fees, costs related to underpit operations and production related general and administrative costs.

General and administrative expenses consist primarily of salaries and related expenses for executive, finance, accounting, information technology, facilities and human resources personnel, recruiting expenses, professional fees and costs associated with expanding our information systems.



Table of Contents

**Results of Operations**

**Three Months Ended June 30, 2006 Compared To Three Months Ended June 30, 2005**

Revenues. Revenues increased quarter to quarter by 57% from \$315,771 for the three months ended June 30, 2005 to \$496,666 for the three months ended June 30, 2006. Although we did not increase output of crude oil quarter to quarter, revenues increased as a result of higher crude oil prices. The average selling price of crude oil for the second quarter of 2006 was 3943.00 RMB, in comparison to the same period of 2005 when the average selling price was 3246.33 RMB. Our oil prices are largely determined by oil prices in the world market. Global supply and demand and geopolitical factors are the key determinants of oil prices. We believe that the rapid growth of energy use in developing countries, most notably China, is driving a rapid increase in worldwide oil consumption. Higher prices could result in reduced consumption and/or increasing supplies that could moderate the current high price levels. The selling price is referred to the FOB price at the first day of each month in Singapore crude oil markets.

Cost of sales. Cost of sales increased by 18% from \$91,246 for the three months ended June 30, 2005 to \$107,285 for the three months ended June 30, 2006. The increase in cost of sales resulted primarily from payment of additional oil and gas disposal fees and sales management fees charged by PetroChina and increased resource taxes charged by the PRC government. In addition, depreciation on our oil and gas properties increased quarter to quarter as a result of increasing in oil and gas properties. The fees charged by PetroChina are related to crude oil prices. Therefore, even though our output did not increase period to period, the amount of fees owed to PetroChina increased relative to our increase in revenues. There was no material change in our production costs quarter to quarter.

Operating Expenses. Operating expenses increased by 10% from \$54,672 for the three months ended June 30, 2005 to \$60,382 for the three months ended June 30, 2006 primarily as a result of a slight increase in our depreciation of fixed asset expense and a \$27,125 consulting fee in the second quarter of 2006, while no such fees were paid in the same quarter of 2005. These increases in expenses quarter to quarter were partially offset by a \$22,461 decrease in our general and administrative expenses.

Net Income. Net income increased by 109% from \$80,844 for the three months ended June 30, 2005 to \$169,153 for the three months ended June 30, 2006, primarily as a result of a \$180,895, or 57%, increase in revenues, which was only partially offset by a \$16,039, or 18%, increase in cost of sales, a \$5,710, or 10%, increase in operating expenses and a \$18,965, or 57%, increase in other expense. Our other expense increased quarter to quarter primarily as a result of an increase in interest expense.

**Six Months Ended June 30, 2006 Compared To Six Months Ended June 30, 2005**

Revenues. Revenues increased by 40% from \$666,884 for the six months ended June 30, 2005 to \$931,783 for the six months ended June 30, 2006. Although we did not increase output of crude oil quarter to quarter, revenues increased as a result of higher crude oil prices. The average selling price of crude oil for the first six-months of 2006 was 3723.67 RMB, in comparison to the same period of 2005 when the average selling price was 2872.83 RMB.

Cost of sales. Cost of sales increased by 25% from \$138,047 for the six months ended June 30, 2005 to \$173,032 for the six months ended June 30, 2006. The increase in cost of sales resulted primarily from payment of additional oil and gas disposal fees and sales management fees charged by PetroChina and increased resource taxes charged by PRC government. In addition, depreciation on our oil and gas properties increased quarter to quarter as a result of increasing in oil and gas properties and our production costs increased by 24% period to period as a result of additional oil and gas disposal fees.

Operating Expenses. Operating expenses decreased by 89% from \$1,051,363 for the six months ended June 30, 2005 to \$120,326 for the six months ended June 30, 2006 primarily as a result of a decrease in consulting fees of \$920,875 period to period and a \$39,920 decrease in general and administrative expenses.





## Table of Contents

Our consulting expenses declined dramatically as a result of completion of accounting and legal consulting services by two consultants.

**Net Income (loss).** Net income increased by 145% from a loss of \$725,074 for the six months ended June 30, 2005 to income of \$323,640 for the six months ended June 30, 2006, primarily as a result of a \$264,899, or 40%, increase in revenues, which was only partially offset by a \$34,985, or 25%, increase in cost of sales, a \$931,037, or 89%, increase in operating expenses and a \$36,655, or 54%, decline in other expense. Our other expense increased period to period primarily as a result of an increase in interest expense.

## **LIQUIDITY AND CAPITAL RESOURCES**

As of June 30, 2006, the Company had cash and cash equivalents of \$1,548, other current assets of \$1,533,910 and current liabilities of approximately \$1.9 million. To date, the Company has financed its operations primarily from borrowings from the Company's certain related parties and a stockholder. As of June 30, 2006, the Company owed approximately \$3.3 million to these individuals.

On July 15, 2005 and September 22, 2005 the Company entered into two Loan Agreements with Songyuan City Wulan Da Jie Cheng Shi Xin Yong She, a financial institution, pursuant to which the Company borrowed \$250,000 and \$125,000, respectively. These loans are due and payable on July 15, 2006 and January 22, 2007, respectively. The \$125,000 loan was paid back in the second quarter of 2006. Repayment of the remaining bank loan in the amount of \$250,000, which bears interest at 11.68% per annum, has been extended until August of 2007 and is secured by property owned by the Company's president Wang, Hongjun. The proceeds of the loans were used to fund the drilling of new wells and to pay daily operation expenses.

As a result of the Company's lack of liquidity to date, the Company has deferred oil well repair and maintenance, which has had a negative impact on the Company's oil production and revenues. As the Company's cash flows improve, the Company is expected to use a significant portion of its cash for costs and expenses necessary to maintain continued operations. In addition, the Company expects to use internally generated net cash provided by operation activities to construct new wells at Qian'an 112.

In order to develop additional wells, the Company may also consider a number of different financing opportunities. Adequate funds may not be available on terms acceptable to us. If additional funds are raised through the issuance of equity securities, dilution to existing stockholders may result. If funding is insufficient at any time in the future, we may be unable to develop additional oil wells, take advantage of other business opportunities or respond to competitive pressures, any of which could have a material adverse effect on our financial position, results of operations and cash flows.

### **Capital Commitments.**

On May 5, 2006, the Company's wholly owned subsidiary, Hong Xiang Oil Development entered into an agreement (the "Drilling Agreement") with Daqing City Ranghu Lu District Xu Yang Petroleum Tool Manufacturing Co., Ltd. ("Daqing City") providing for the drilling of twenty (20) wells in the Company's Qian112 oilfield. The term of the drilling project under the Drilling Agreement shall terminate on December 31, 2006, subject to extension due to changes in construction design or other specifically enumerated conditions. The well construction technical specifications and quality levels are required to conform to the relevant standards of the national petroleum gas trade in the People's Republic of China, or PRC, as well as other requirements set forth in the Drilling Agreement. Pursuant to the terms of the Drilling Agreement, the Company shall pay Daqing City an amount in cash equal to eighteen million and eight hundred thousand RMB (18,800,000), of which 300,000 RMB must be paid prior to drilling of each well and the remaining amounts must be paid within one year, in equal monthly installments, after inspection and acceptance of the completion such well. The Company plans to finance its capital commitment obligations under the Drilling Agreement through retained earnings over the course of the Drilling Agreement term, and if

## Table of Contents

necessary, the Company will make additional borrowings. However, the Company can provide no assurances that it will be able to obtain such borrowings in a timely manner and on favorable terms, if at all.

On July 26, 2006, the Company entered into a joint venture agreement (the "JV Agreement") with a stockholder and a related party, hereafter referred to as the "Related Parties," to acquire oil and gas properties and exploration of crude oil in the PRC. Pursuant to the JV Agreement, the Company and the Related Parties will each contribute \$1 million and \$125,000 respectively as registered capital of the joint venture company. As of August 21, 2006, the Company has not made its capital contribution to the joint venture and the joint venture has not engaged in any operations, investment or other activities. The Company plans to finance its capital contribution to the joint venture through retained earnings of Hong Xiang Oil Development, and if necessary, the Company will make additional borrowings to make such capital contribution. However, the Company can provide no assurances that it will be able to obtain such borrowings in a timely manner and on favorable terms, if at all.

The Company does not currently have any off-balance sheet arrangements.

## **RISK FACTORS**

Our business is subject to certain risks, and we want you to review these risks while you are evaluating our business and our historical results. Please keep in mind that any of the following risks discussed below and elsewhere in this Annual Report could materially and adversely affect us, our operating results, our financial condition and our projections and beliefs as to our future performance. As such, our results could differ materially from those projected in our forward-looking statements. Additional risks and uncertainties not currently known to us or those we currently deem to be immaterial may also materially and adversely affect our business.

### **RISKS RELATED TO OUR BUSINESS**

#### **We Currently Lack Liquidity.**

As of June 30, 2006, we had cash and cash equivalents of \$1,548, other current assets of \$1,533,910 and current liabilities of approximately \$1.9 million, including approximately \$275,000 in outstanding loans. As a result of our agreement with Yu Qiao, to date, all of our revenues have been paid to Yu Qiao and we have obtained operating capital through borrowing transactions. In addition, pursuant to the terms of our oil exploration contract, all payments by PetroChina for crude oil are paid to Yu Qiao, who forwards the payment to the Company after deduction of its management fee. Yu Qiao has failed to forward payments to the Company on a timely basis and as of June 30, 2006 owed the Company approximately US\$1,261,942. If Yu Qiao continues to withhold payment or fails to deliver future payments on a timely basis, the Company's liquidity will continue to be materially negatively impacted. As a result, we may need to raise additional working capital to continue to fund operations in the short term. There is no assurance that we will be able to raise additional working capital at all or on terms favorable to our stockholders or us. If we are unable to raise additional working capital, we will need to reduce our costs, which may require us to reduce operations, personnel and overhead, which would have an adverse effect on our business.

#### **We May Need To Raise Substantial Additional Capital, Which May Result In Substantial Dilution To Existing Stockholders.**

In order to fully develop and exploit the Company's oil reserves and to execute on our business plan, the Company may need substantial additional capital. The Company is currently considering possible sources of this additional capital, including raising capital through the issuance of debt or equity securities. There can be no assurance that we will be able to raise sufficient additional capital at all or on terms favorable to our stockholders or us. If we issue equity securities in order to raise additional capital in the amounts currently contemplated, the stockholders will experience immediate and substantial dilution in their ownership percentage of the combined company. In addition, to raise the capital we need, we may need to issue additional shares at a discount to the current market price. If the terms of such financing are unfavorable to us or our stockholders,



## Table of Contents

the stockholders may experience substantial dilution in the net tangible book value of their stock. In addition, any new equity securities may have rights, preferences or privileges senior to those of existing holders of common stock. If we cannot raise funds on acceptable terms, we may not be able to fully develop or exploit our existing oil reserves, take advantage of future opportunities or respond to competitive pressures or unanticipated requirements all of which could have a material adverse effect on us.

### **Fluctuation in Crude Oil Prices**

Our revenues are subject to the prevailing worldwide price for crude oil and spot prices. Prices received for oil and gas production have been and remain volatile and unpredictable. If oil prices decline significantly, even if only for a short period of time, the Company's revenues and cash flows would be materially adversely affected.

### **Fluctuations in Production; Profitability**

In order to maximize production, our drilling operations require constant maintenance. Due to our lack of liquidity, the Company has been forced to defer maintenance, which has had a negative impact on the Company's oil production. In addition, our oil drilling and pumping operations are inherently subject to changing conditions that can affect levels of production and production costs for varying lengths of time and can result in decreases in our profitability. In addition, weather conditions, equipment replacement or repair, fires, variations in thickness of the drilling layer and other geological conditions can be expected in the future to have, a significant impact on our operating results. We have experienced disruption of oil production due to deferred maintenance, which has adversely affected our revenues. If we continue to be unable to meet the maintenance requirements due to lack of liquidity or otherwise, prolonged disruption of production could result, which would result in a decrease in our revenues and profitability. Other factors affecting the production and sale of our oil that could result in decreases in our profitability include:

- changes in laws or regulations, including permitting requirements;
- litigation;
- work stoppages or other labor difficulties;
- labor shortages;
- changes in oil market and general economic conditions.

### **Environmental and Regulatory Factors**

The oil drilling industry in China to date has not been subject to the type and scope of regulation seen in Europe and the United States. However, the possibility exists that new legislation or regulations may be adopted or that the enforcement of existing laws could become more stringent, either of which may have a significant impact on our mining operations or our customers' ability to use oil and may require us or our customers to significantly change operations or to incur substantial costs. We believe that our operations in China are in compliance with China's applicable legal and regulatory requirements. However, there can be no assurance that China's central or local governments will not impose new, stricter regulations or interpretations of existing regulations that would require additional expenditures.

Table of Contents

**Reserve Degradation and Depletion**

Our profitability depends substantially on our ability to exploit our oil reserves at competitive costs. Replacement reserves may not be available when required or, if available, may not be capable of being drilled at costs comparable to those characteristics of the depleting oil field. We may in the future acquire oil reserves from third parties. We may not be able to accurately assess the geological characteristics of any reserves that we acquire, which may adversely affect our profitability and financial condition. Exhaustion of reserves at Qian'an 112 and at oil fields that we may acquire in the future can also have an adverse effect on operating results that is disproportionate to the percentage of overall production represented by such mines.

**Reserves □ Title; Leasehold Interests**

Our proved reserves are estimates. Any material inaccuracies in our reserve estimates or assumptions underlying our reserve estimates could cause the quantities and net present value of our reserves to be overstated or understated.

There are numerous uncertainties inherent in estimating quantities of proved reserves, including many factors beyond our control that could cause the quantities and net present value of our reserves to be overstated. The reserve information included or incorporated by reference in this report represents estimates prepared by our internal engineers and examined by independent petroleum consultants. Estimation of reserves is not an exact science. Estimates of economically recoverable oil and natural gas reserves and of future net cash flows necessarily depend upon a number of variable factors and assumptions, any of which may cause these estimates to vary considerably from actual results, such as:

- historical production from an area compared with production from similar producing areas;
- assumed effects of regulation by governmental agencies;
- assumptions concerning future oil and natural gas prices, future operating costs and capital expenditures; and
- estimates of future severance and excise taxes, workover and remedial costs.

Estimates of reserves based on risk of recovery and estimates of expected future net cash flows prepared or audited by different engineers, or by the same engineers at different times, may vary substantially. Actual production, revenues and expenditures with respect to our reserves will likely vary from estimates, and the variance may be material. The net present values referred to in this report should not be construed as the current market value of the estimated oil reserves attributable to our properties. In accordance with SEC requirements, the estimated discounted net cash flows from proved reserves are generally based on prices and costs as of the date of the estimate, whereas actual future prices and costs may be materially higher or lower.

**Acquisitions**

We are seeking to expand our operations and oil reserves in the regions in which we operate through acquisitions of businesses and assets, including leases of oil reserves. Acquisition transactions involve inherent risks, such as:

- uncertainties in assessing the value, strengths, weaknesses, contingent and other liabilities and potential profitability of acquisition or other transaction candidates;

Table of Contents

- the potential loss of key personnel of an acquired business;
- the ability to achieve identified operating and financial synergies anticipated to result from an acquisition or other transaction;
- problems that could arise from the integration of the acquired business;
- unanticipated changes in business, industry or general economic conditions that affect the assumptions underlying the acquisition or other transaction rationale; and
- unexpected development costs, that adversely affect our profitability.

Any one or more of these factors could cause us not to realize the benefits anticipated to result from the acquisition of businesses or assets.

**RISKS RELATED TO DOING BUSINESS IN CHINA**

**Our operations are primarily located in China and may be adversely affected by changes in the policies of the Chinese government.**

The political environment in the PRC may adversely affect the Company's business operations. The PRC has operated as a socialist state since 1949 and is controlled by the Communist Party of China. In recent years, however, the government has introduced reforms aimed at creating a "socialist market economy" and policies have been implemented to allow business enterprises greater autonomy in their operations. Changes in the political leadership of the PRC may have a significant effect on laws and policies related to the current economic reforms program, other policies affecting business and the general political, economic and social environment in the PRC, including the introduction of measures to control inflation, changes in the rate or method of taxation, the imposition of additional restrictions on currency conversion and remittances abroad, and foreign investment. These effects could substantially impair the Company's business, profits or prospects in China. Moreover, economic reforms and growth in the PRC have been more successful in certain provinces than in others, and the continuation or increases of such disparities could affect the political or social stability of the PRC.

**The Chinese government exerts substantial influence over the manner in which the company must conduct its business activities.**

The PRC only recently has permitted greater provincial and local economic autonomy and private economic activities. The government of the PRC has exercised and continues to exercise substantial control over virtually every sector of the Chinese economy through regulation and state ownership. Accordingly, government actions in the future, including any decision not to continue to support recent economic reforms and to return to a more centrally planned economy or regional or local variations in the implementation of economic policies, could have a significant effect on economic conditions in the PRC or particular regions thereof, and could require the Company to divest the interests it then holds in Chinese properties or joint ventures. Any such developments could have a material adverse effect on the business, operations, financial condition and prospects of the Company.

Table of Contents

**Future inflation in China may inhibit economic activity and adversely affect the Company's operations.**

In recent years, the Chinese economy has experienced periods of rapid expansion and within which some years with high rates of inflation and deflation, which have led to the adoption by the PRC government, from time to time, of various corrective measures designed to restrict the availability of credit or regulate growth and contain inflation. While inflation has moderated since 1995, high inflation may in the future cause the PRC government to impose controls on credit and/or prices, or to take other action, which could inhibit economic activity in China, and thereby adversely affect the Company's business operations and prospects in the PRC.

**We may be restricted from freely converting the Renminbi to other currencies in a timely manner.**

The Renminbi is not a freely convertible currency at present. The Company receives all of its revenue in Renminbi, which may need to be converted to other currencies, primarily U.S. dollars, and remitted outside of the PRC. Effective July 1, 1996, foreign currency "current account" transactions by foreign investment enterprises, including Sino-foreign joint ventures, are no longer subject to the approval of State Administration of Foreign Exchange ("SAFE," formerly, "State Administration of Exchange Control"), but need only a ministerial review, according to the Administration of the Settlement, Sale and Payment of Foreign Exchange Provisions promulgated in 1996 (the "FX regulations"). "Current account" items include international commercial transactions, which occur on a regular basis, such as those relating to trade and provision of services. Distributions to joint venture parties also are considered a "current account transaction." Other non-current account items, known as "capital account" items, remain subject to SAFE approval. Under current regulations, the Company can obtain foreign currency in exchange for Renminbi from swap centers authorized by the government. The Company does not anticipate problems in obtaining foreign currency to satisfy its requirements; however, there is no assurance that foreign currency shortages or changes in currency exchange laws and regulations by the Chinese government will not restrict the Company from freely converting Renminbi in a timely manner. If such shortages or change in laws and regulations occur, the Company may accept Renminbi, which can be held or re-invested in other projects.

**Future fluctuation in the value of the Renminbi may negatively affect the Company's ability to convert its return on operations to U.S. dollars in a profitable manner and its sales globally.**

Until 1994, the Renminbi experienced a gradual but significant devaluation against most major currencies, including U.S. dollars, and there was a significant devaluation of the Renminbi on January 1, 1994 in connection with the replacement of the dual exchange rate system with a unified managed floating rate foreign exchange system. Since 1994, the value of the Renminbi relative to the U.S. Dollar has remained stable and has appreciated slightly against the U.S. dollar. Countries, including the U.S., have argued that the Renminbi is artificially undervalued due to China's current monetary policies and have pressured China to allow the Renminbi to float freely in world markets.

**We may be unable to enforce our rights due to policies regarding the regulation of foreign investments in China.**

The PRC's legal system is a civil law system based on written statutes in which decided legal cases have little value as precedents, unlike the common law system prevalent in the United States. The PRC does not have a well-developed, consolidated body of laws governing foreign investment enterprises. As a result, the administration of laws and regulations by government agencies may be subject to considerable discretion and variation, and may be subject to influence by external forces unrelated to the legal merits of a particular matter. China's regulations and policies with respect to foreign investments are evolving. Definitive regulations and policies with respect to such matters as the permissible percentage of foreign investment and permissible rates of equity returns have not yet been published. Statements regarding these evolving policies have been conflicting and any such policies, as administered, are likely to be subject to broad interpretation and discretion and to be modified, perhaps on a case-by-case basis. The uncertainties regarding such regulations and policies present risks that the Company will not be able to achieve its business objectives. There can be no assurance that the Company will be able to enforce any legal rights it may have under its contracts or otherwise.





Table of Contents

**Risks from the recent outbreak of severe acute respiratory syndrome in various parts of mainland China, Hong Kong and elsewhere.**

Since early 2003, Mainland China, Hong Kong and certain other countries, largely in Asia, have been experiencing an outbreak of a new and highly contagious form of atypical pneumonia, now known as severe acute respiratory syndrome, or SARS. This outbreak has resulted in significant disruption to the lifestyles of the affected population and business and economic activity generally in the affected areas. Areas in Mainland China that have been affected include areas where the Company has business and management operations. Although the outbreak is now generally under control in China, the Company cannot predict at this time whether the situation may again deteriorate or the extent of its effect on the Company's business and operations. The Company cannot assure that this outbreak, particularly if the situation worsens, will not significantly reduce the Company's hotel and travel related revenues, disrupt the Company's staffing or otherwise generally disrupt the Company's operations, result in higher operating expenses, severely restrict the level of economic activity generally, or otherwise adversely affect products, services and usage levels of the Company's services in affected areas, all of which may result in a material adverse effect on the Company's business and prospects.

**RISKS RELATED TO CORPORATE AND STOCK MATTERS**

**Our Authorized Preferred Stock Exposes Stockholders To Certain Risks.**

Our Articles of Incorporation authorizes the issuance of up to 50,000,000 shares of preferred stock, par value \$.001 per share. To date, no shares of preferred stock have been issued. The authorized preferred stock constitutes what is commonly referred to as "blank check" preferred stock. This type of preferred stock allows the Board of Directors to divide the preferred stock into series, to designate each series, to fix and determine separately for each series any one or more relative rights and preferences and to issue shares of any series without further stockholder approval. Preferred stock authorized in series allows our Board of Directors to hinder or discourage an attempt to gain control of us by a merger, tender offer at a control premium price, proxy contest or otherwise. Consequently, the preferred stock could entrench our management. In addition, the market price of our common stock could be materially and adversely affected by the existence of the preferred stock.

**Our Common Stock Has A Limited and Volatile Trading History.**

Our common stock trades in the United States on the Over-the-Counter Electronic Bulletin Board (OTCBB). The number of shares traded daily has been extremely limited and the prices at which the Company's common stock has traded have fluctuated fairly widely.

**The Trading Price Of Our Common Stock Entails Additional Regulatory Requirements, Which May Negatively Affect Such Trading Price.**

The trading price of our common stock has frequently traded below \$1.00 per share. During the period(s) that our stock trades below this price level, trading in our common stock is subject to the requirements of certain rules promulgated under the Securities Exchange Act of 1934. These rules require additional disclosure by broker dealers in connection with any trades generally involving any non-NASDAQ equity security that has a market price of less than \$5.00 per share, subject to certain exceptions. Such rules require the delivery, before any "penny stock" transaction, of a disclosure schedule explaining the penny stock market and the risks associated therewith, and impose various sales practice requirements on broker dealers who sell penny stocks to persons other than established customers and accredited investors (generally institutions). For these types of transactions, the broker-dealer must determine the suitability of the penny stock for the purchaser and receive the purchaser's written consent to the transaction before sale. The additional burdens imposed upon broker dealers by such requirements may discourage broker-dealers from effecting transactions in our common stock affected. As a consequence, the market liquidity of the Company's common stock could be severely limited by these regulatory requirements.

Table of Contents

**Stockholders Should Have No Expectation Of Any Dividends.**

The holders of our common stock are entitled to receive dividends when, as and if declared by the board of directors out of funds legally available therefore. To date, we have not declared nor paid any cash dividends. The board of directors does not intend to declare any dividends in the foreseeable future, but instead intends to retain all earnings, if any, for use in our business operations.

**Item 3. Controls And Procedures**

In connection with the completion of its audit of, and the issuance of its report on the financial statements of the Company for the year ended December 31, 2005, Jimmy C.H.Cheung & Co., Certified Public Accountants, identified deficiencies in the Company's internal controls related to expense recognition and disclosure control deficiencies related to transactions involving issuances of the Company's stock and stock options. The adjustment to expense and the footnote disclosure deficiencies were detected in the audit process and have been appropriately recorded and disclosed in Form 10-KSB.

On February 3, 2006, we amended our Quarterly Reports on Form 10-QSB for the fiscal quarters ended March 31, 2005 and June 30, 2005 and our Current Report on Form 8-K originally filed on January 21, 2005 and amended on April 7, 2005 to restate certain of our financial statements. On March 24, 2006, the Company's Board of Directors determined that its proved oil and gas reserves for the periods prior to September 30, 2005 were materially overstated as a result of reliance on reserve estimates that did not comply with the Securities and Exchange Commission's Industry Guide 2 and with the rules and regulations of the Securities and Exchange Commission. Although management believes that the new reserve estimates have been prepared in accordance with the Securities and Exchange Commission's Industry Guide 2 and with the rules and regulations of the Securities and Exchange Commission, the Company restated certain of its unaudited condensed consolidated financial statements for the six months ended June 30, 2005 to give effect to the new reserve estimates.

As a result of deficiencies in the Company's internal controls discovered in connection with our 2005 audit and restatement of the referenced quarterly financial statements, our management has begun, since the end of 2005, to design and implement a series of corporate initiatives to improve our internal controls, including the following; provided, however, that the corporate initiatives have not been fully or adequately implemented as of the end of the period covered by this report:

- (1) Engagement of outside consultants with technical accounting expertise, as needed, to ensure that accounting personnel with adequate experience, skills and knowledge are directly involved in the review of our financial statements and how we account for complex, non-recurring transactions and those items for which we have restated our financial statements as described above;
- (2) Provision of additional training of our accounting staff;
- (3) Involvement of both internal accounting personnel and outside consultants with technical accounting expertise, as needed, early in the evaluation of the application of generally accepted accounting principles in complex, non-recurring transactions;
- (4) Preparation of documentation in accordance with standards established by senior accounting personnel and the principal accounting officer the review, analysis and related conclusions with respect to complex, non-recurring transactions and those items for which we have restated our financial statements as described above; and
- (5) Requirement that senior accounting personnel and our outside consultants with technical accounting expertise to review complex, non-recurring transactions to evaluate and approve the accounting treatment for such transactions and those items for which we have restated our financial statements as described above prior to the issuance of any financial statements by us.



Table of Contents

As of the end of the period covered by this report, the Company conducted an evaluation, under the supervision and with the participation of its Chief Executive Officer and President and Chief Financial Officer, of the effectiveness of the Company's disclosure controls and procedures (as defined in Rules 13a-15(e) and 15d-15(e)) under the Securities Exchange Act of 1934, as amended (the "Exchange Act"). Based upon that evaluation, the Chief Executive Officer and President and Chief Financial Officer concluded that as of June 30, 2006 our disclosure controls and procedures are not adequate.

There were no changes in internal controls over financial reporting that occurred during the quarter ended June 30, 2006, that have materially affected, or are reasonably likely to materially affect, our internal control over financial reporting.

**PART II - OTHER INFORMATION**

ITEM 1. LEGAL PROCEEDINGS

None.

ITEM 2. CHANGES IN SECURITIES AND USE OF PROCEEDS

None.

ITEM 3. DEFAULTS UPON SENIOR SECURITIES

None.

ITEM 4. SUBMISSION OF MATTERS TO A VOTE OF SECURITY HOLDERS

None.

ITEM 5. OTHER INFORMATION

Pursuant to the terms of the Exploration Contract, all payments by PetroChina for sales of the Company's crude oil are paid to Yu Qiao, who forwards the payment to the Company after deduction of its management fee. As of June 30, 2006, Yu Qiao owed the Company 10,095,536 RMB (approximately \$1,261,942) in payments that it has yet to forward to the Company. On April 12, 2006, the Company and Yu Qiao entered into a settlement agreement pursuant to which Yu Qiao agreed to pay to the Company all amounts that Yu Qiao currently owes to the Company by May 30, 2006. In the event that Yu Qiao breaches its agreement, a related party has guaranteed Yu Qiao's payment.

In addition, the Company is currently negotiating with PetroChina to have all payments for crude oil sales delivered directly to the Company. The Company expects this agreement to be effective by the end of the third quarter. However, until such time as this agreement is effective, all payments by PetroChina will continue to be paid directly to Yu Qiao. Yu Qiao has represented to the Company that it will forward to the Company its portion of these payments monthly.

Table of Contents

ITEM 6. EXHIBITS and Reports on Form 8-K

(a) The following exhibits are filed herewith

31.1 Certifications pursuant to Rule 13a-14(a) or 15d-14(a) under the Securities Exchange Act of 1934, as amended, as adopted pursuant to Section 302 of the Sarbanes-Oxley Act of 2002.

31.2 Certifications pursuant to Rule 13a-14(a) or 15d-14(a) under the Securities Exchange Act of 1934, as amended, as adopted pursuant to Section 302 of the Sarbanes-Oxley Act of 2002.

32.1 Certifications pursuant to 18 U.S.C. Section 1350, as adopted pursuant to Section 906 of the Sarbanes-Oxley Act of 2002.

32.2 Certifications pursuant to 18 U.S.C. Section 1350, as adopted pursuant to Section 906 of the Sarbanes-Oxley Act of 2002.

(b) Reports on Form 8-K

On May 5, 2006, Registrant filed a Current Report on Form 8-K stating that its wholly owned subsidiary, The Songyuan City Yu Qiao Qian An Hong Xiang Oil and Gas Co., Ltd., entered into an agreement (the "Agreement") with Daqing City Ranghu Lu District Xu Yang Petroleum Tool Manufacturing Co., Ltd. ("Daqing City") providing for the drilling of twenty (20) wells in Registrant's Qian112 oilfield.

The Board of Directors and senior management of the Company have discussed the matters disclosed in this report with the Company's independent registered public accounting firm.

Table of Contents

**SIGNATURES**

In accordance with the requirements of the Exchange Act, the registrant caused this report to be signed on its behalf by the undersigned, thereunto duly authorized.

CHINA NORTH EAST PETROLEUM HOLDINGS LTD.  
(Registrant)

Date: August 15, 2006

By: /s/ Zhang Yang  
Chief Financial Officer